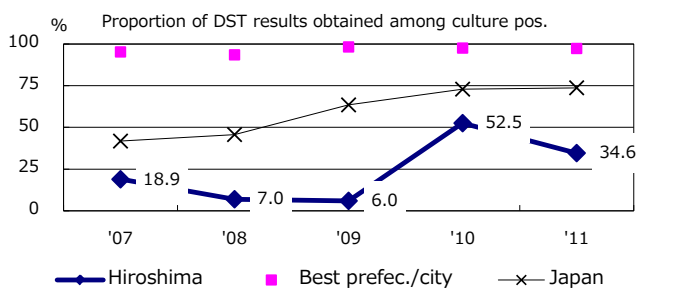
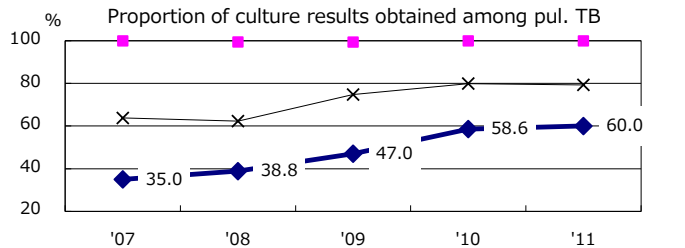
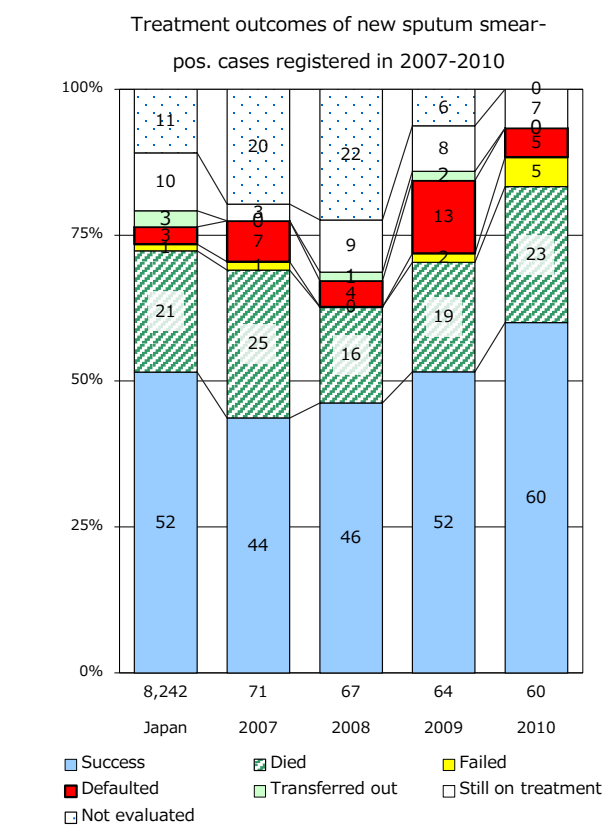
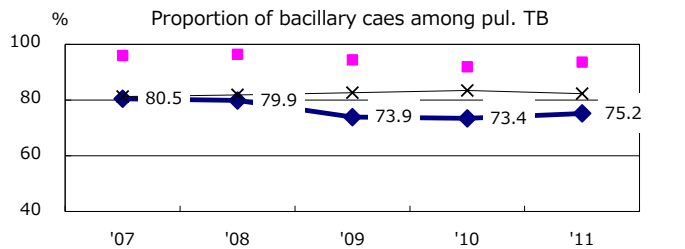
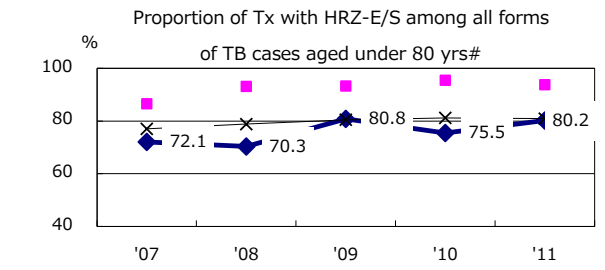
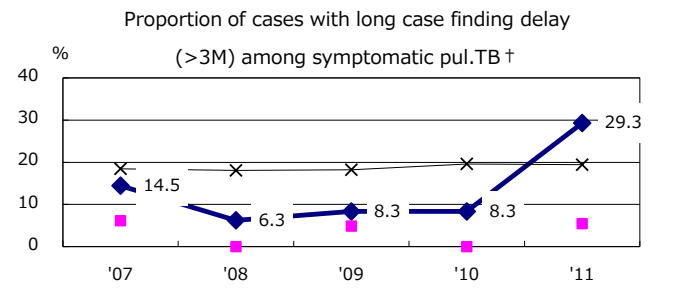
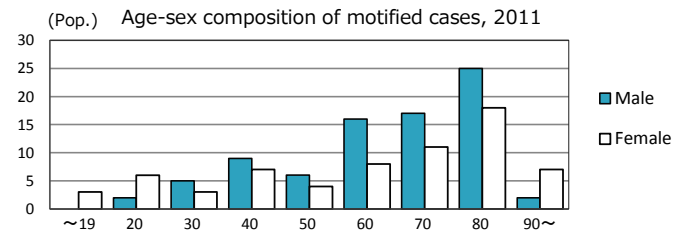
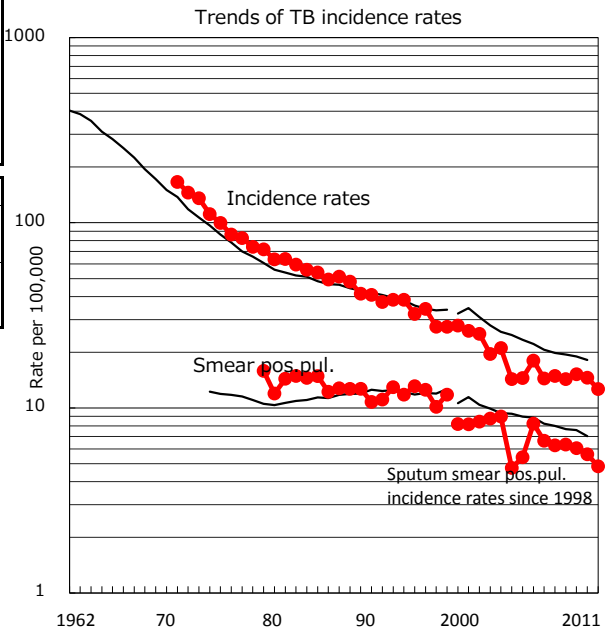


TB statistics in 2011		
Population	1,177,711	(Japan)
Foreign borns	4	2.7% (4.1%)
TB patients with homeless history	0	0.0% (1.4%)
Jobless TB patients getting public assistance, proportion among male TB patients aged 35-59 yrs	5	25.0% (10.6%)

Trends	'07	'08	'09	'10	'11
Notified cases	173	167	178	171	149
Rate per 100,000	14.9	14.3	15.2	14.6	12.7
Sputum smear pos. pul. cases	73	74	71	66	57
Rate per 100,000	6.3	6.3	6.1	5.6	4.8



	'07	'08	'09	'10	'11	Year of registration	'07	'08	'09	'10	Japan
† Excluding unknown delay(%)	17.8	52.5	88.7	88.3	33.3	Median days of treatment (all forms)	248	305	203	274	(272)
# Excluding unknown Tx(%)	1.5	0.8	0.8	0.0	1.0	Median days of hospitalization (pul. TB)	33	69	66	90	(65)