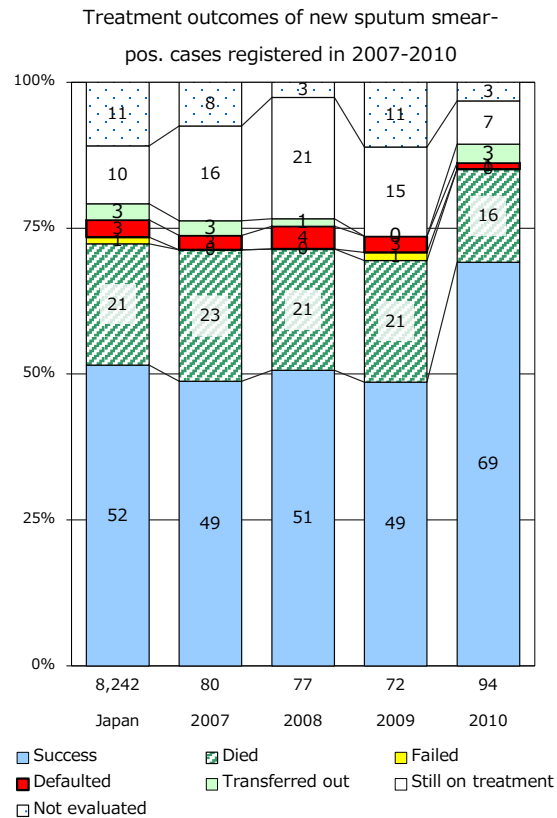
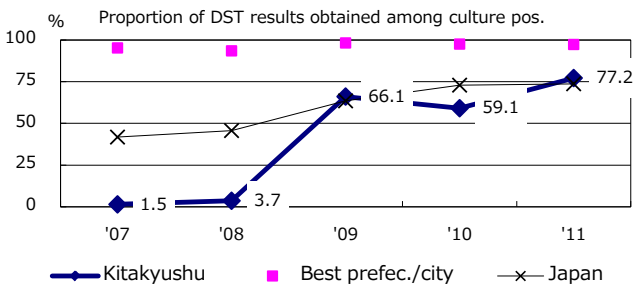
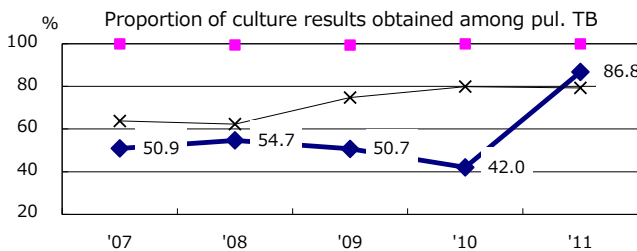
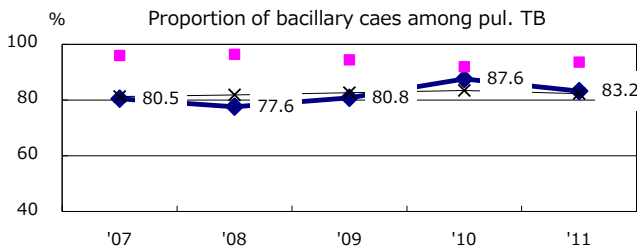
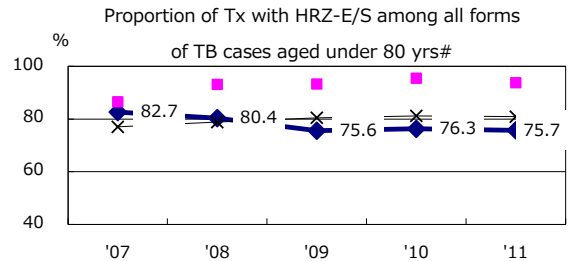
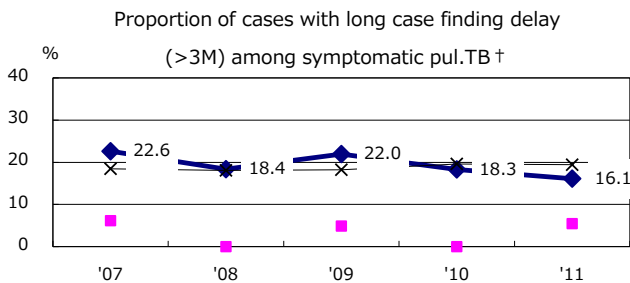
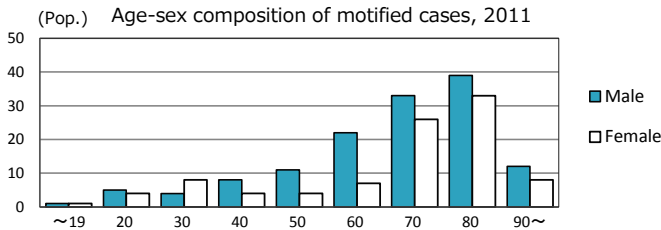
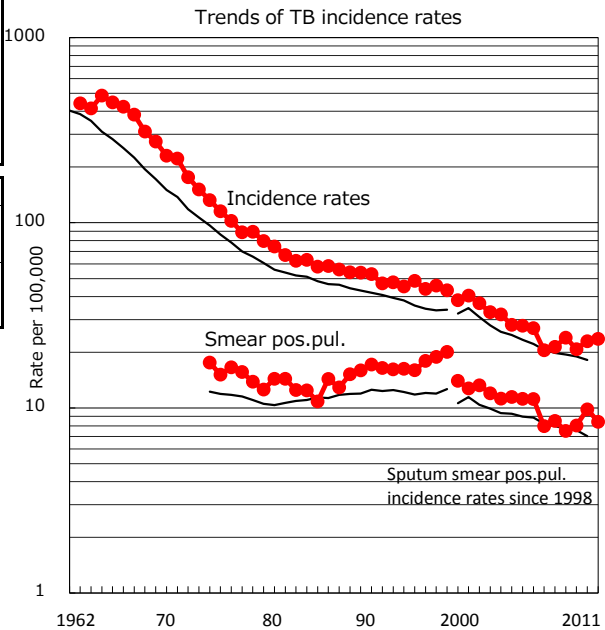


TB statistics in 2011		
Population	974,287	(Japan)
Foreign borns	6	2.6% (4.1%)
TB patients with homeless history	1	0.4% (1.4%)
Jobless TB patients getting public assistance, proportion among male TB patients aged 35-59 yrs	3	13.0% (10.6%)

Trends	'07	'08	'09	'10	'11
Notified cases	211	236	204	224	230
Rate per 100,000	21.4	24.0	20.8	22.9	23.6
Sputum smear pos. pul. cases	84	74	79	96	82
Rate per 100,000	8.5	7.5	8.0	9.8	8.4



	'07	'08	'09	'10	'11	Year of registration	'07	'08	'09	'10	Japan
† Excluding unknown delay(%)	33.9	60.5	66.9	45.0	4.6	Median days of treatment (all forms)	295	270	279	285	(272)
# Excluding unknown Tx(%)	20.1	5.4	0.0	0.0	1.4	Median days of hospitalization (pul. TB)	60	67	56	75	(65)