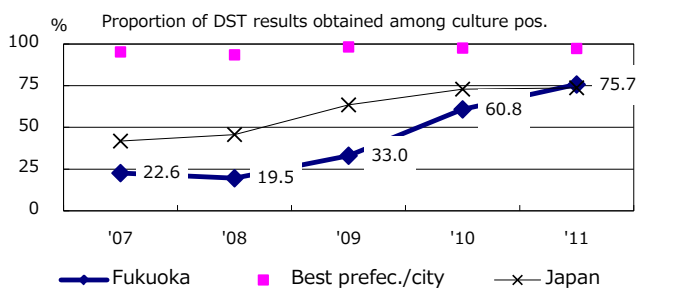
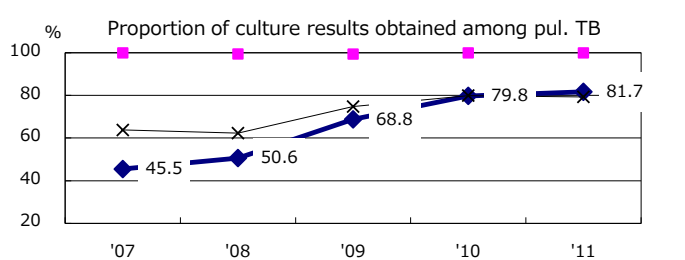
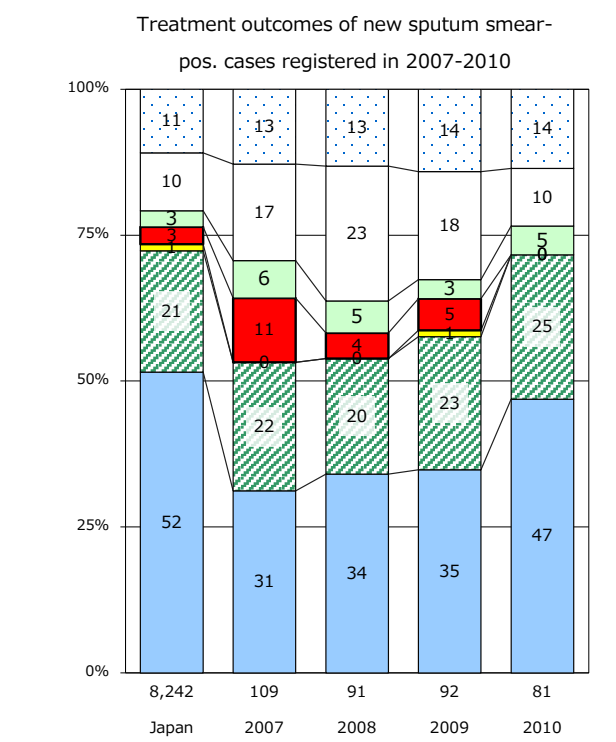
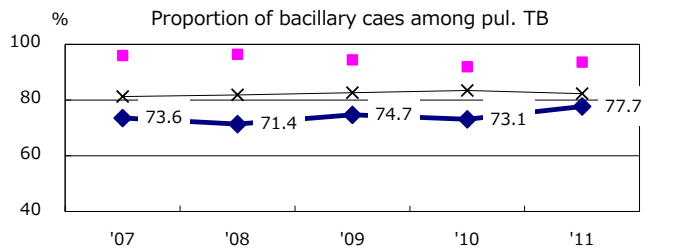
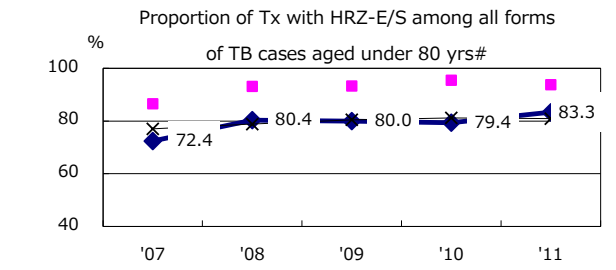
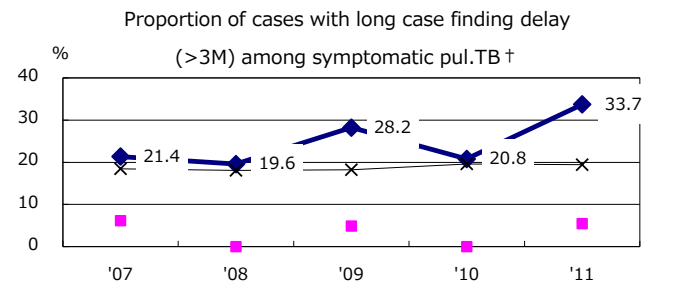
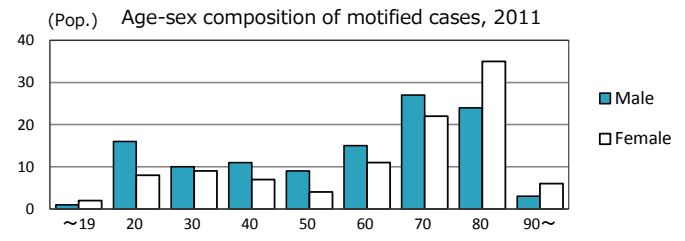
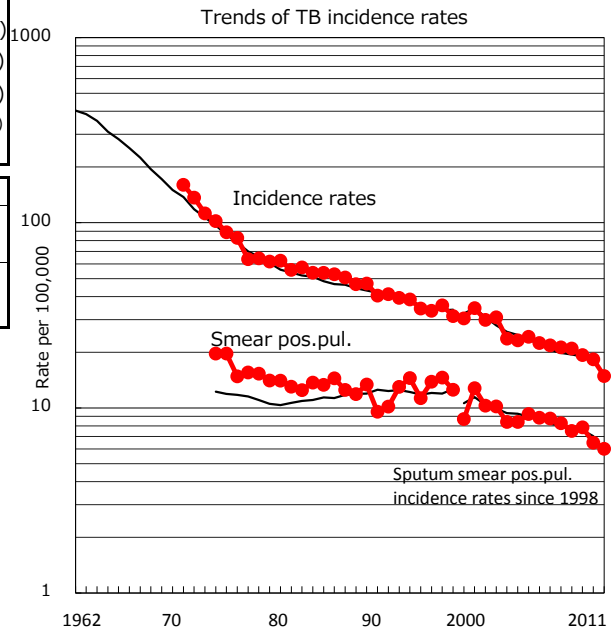


TB statistics in 2011				
Population	1,479,433			(Japan)
Foreign borns	12	5.5%	(4.1%)	
TB patients with homeless history	9	4.1%	(1.4%)	
Jobless TB patients getting public assistance, proportion among male TB patients aged 35-59 yrs	3	10.0%	(10.6%)	

Trends	'07	'08	'09	'10	'11
Notified cases	303	301	280	268	220
Rate per 100,000	21.2	20.9	19.3	18.3	14.9
Sputum smear pos.pul.cases	118	108	114	95	89
Rate per 100,000	8.3	7.5	7.9	6.5	6.0



	'07	'08	'09	'10	'11	Year of registration	'07	'08	'09	'10	Japan
† Excluding unknown delay(%)	32.8	47.7	54.4	51.0	39.9	Median days of treatment (all forms)	275	269	282	273	(272)
#Excluding unknown Tx(%)	1.3	3.5	0.5	1.0	1.3	Median days of hospitalization (pul.TB)	51	49	62	63	(65)