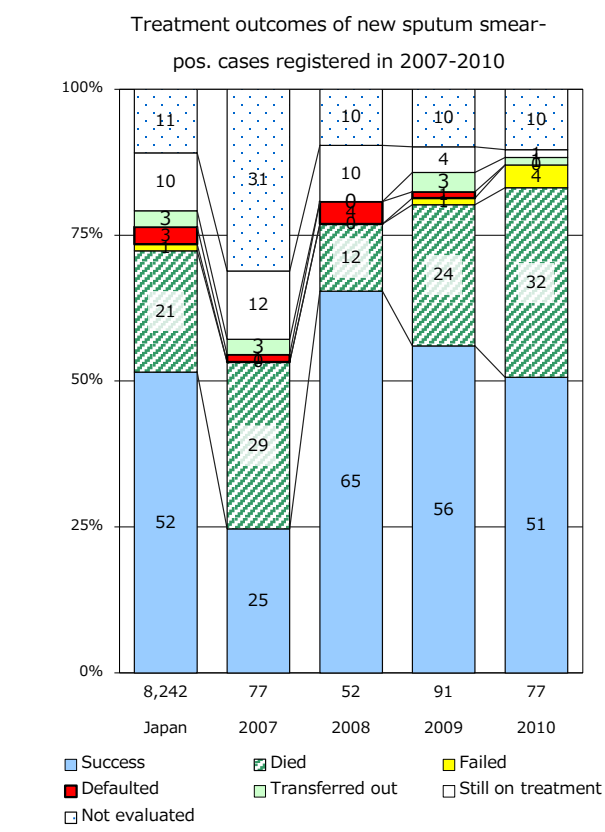
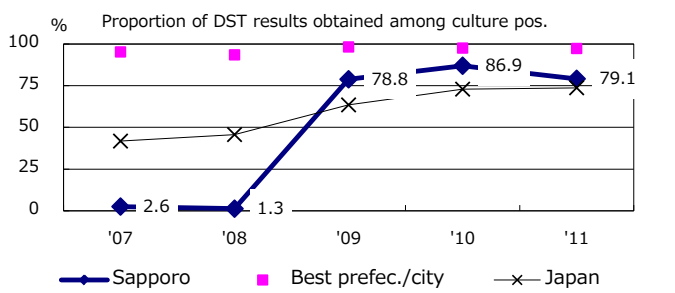
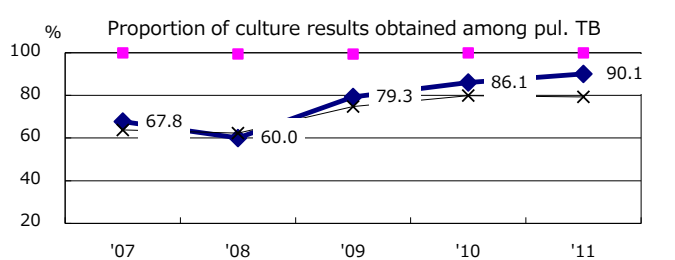
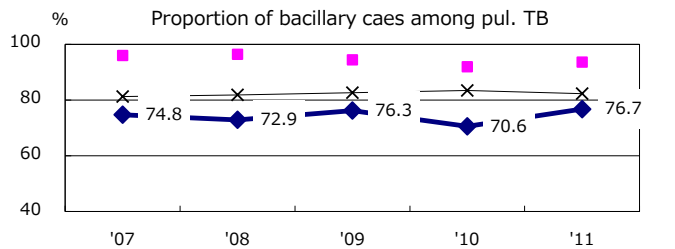
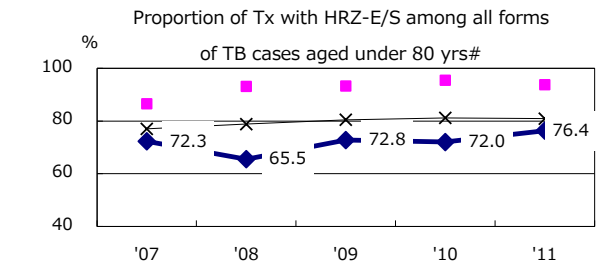
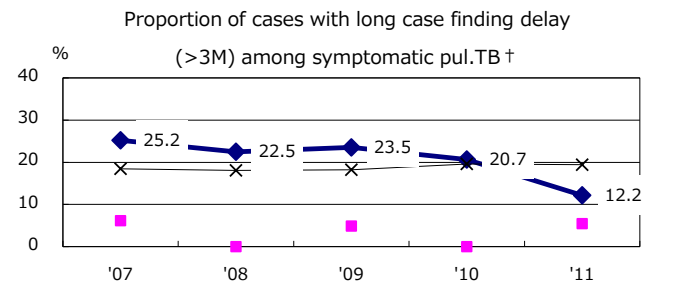
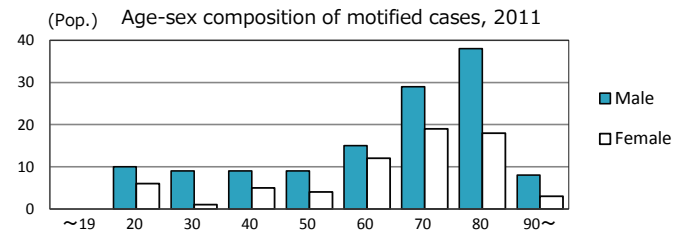
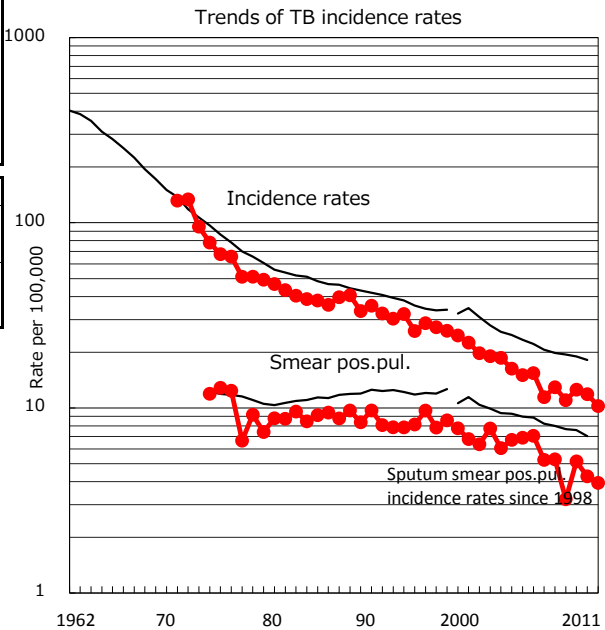


TB statistics in 2011		
Population	1,904,615	(Japan)
Foreign borns	5	2.6% (4.1%)
TB patients with homeless history	1	0.5% (1.4%)
Jobless TB patients getting public assistance, proportion among male TB patients aged 35-59 yrs	2	7.4% (10.6%)

Trends	'07	'08	'09	'10	'11
Notified cases	245	209	239	225	195
Rate per 100,000	12.9	11.0	12.6	11.9	10.2
Sputum smear pos. pul. cases	100	61	98	81	75
Rate per 100,000	5.3	3.2	5.1	4.3	3.9



	'07	'08	'09	'10	'11	Year of registration	'07	'08	'09	'10	Japan
† Excluding unknown delay(%)	3.4	0.0	0.0	0.0	0.0	Median days of treatment (all forms)	328	277	269	250	(272)
# Excluding unknown Tx(%)	0.6	2.6	3.3	1.4	0.8	Median days of hospitalization (pul.TB)	76	78	86	96	(65)