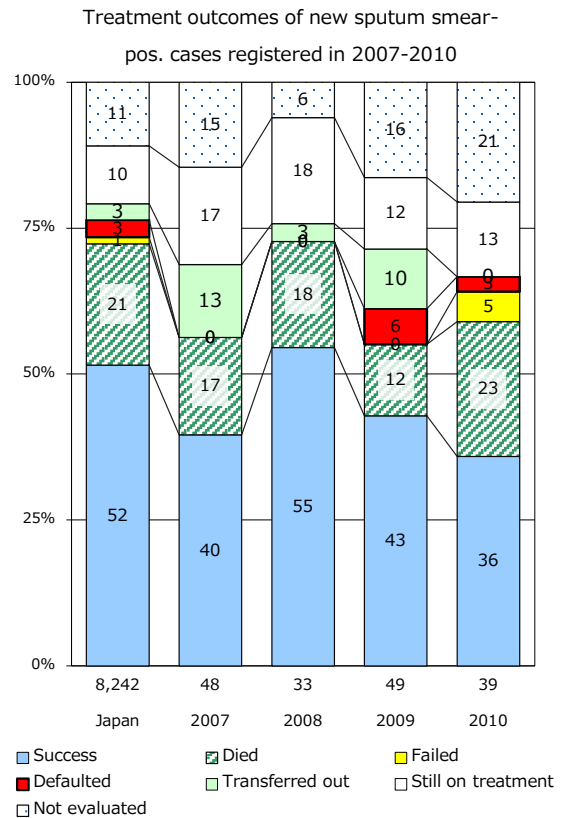
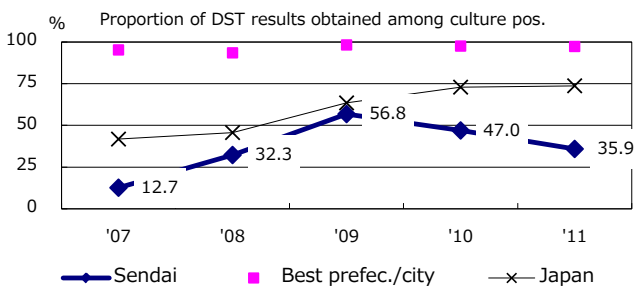
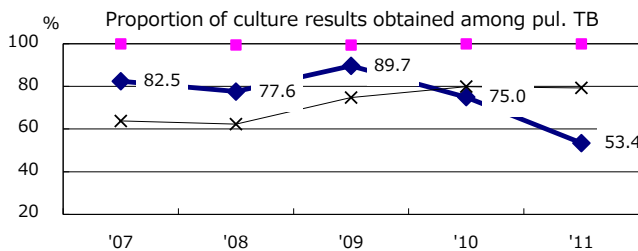
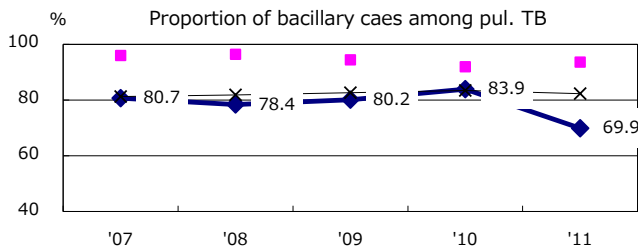
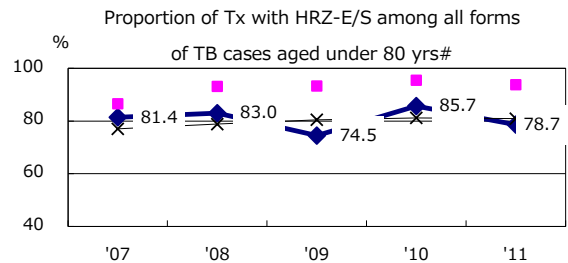
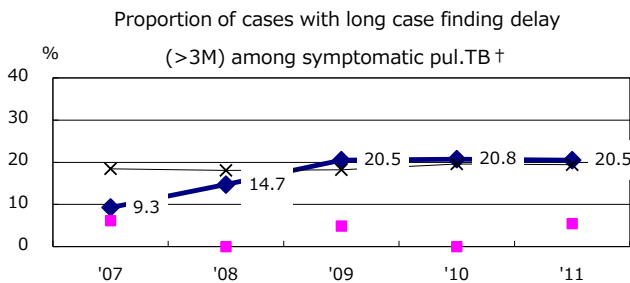
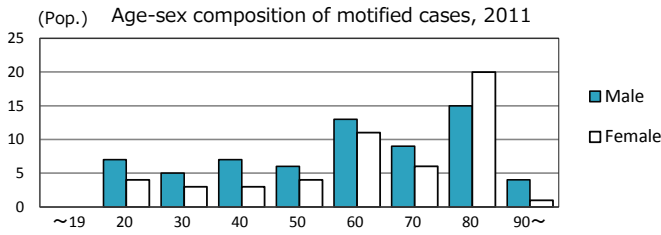
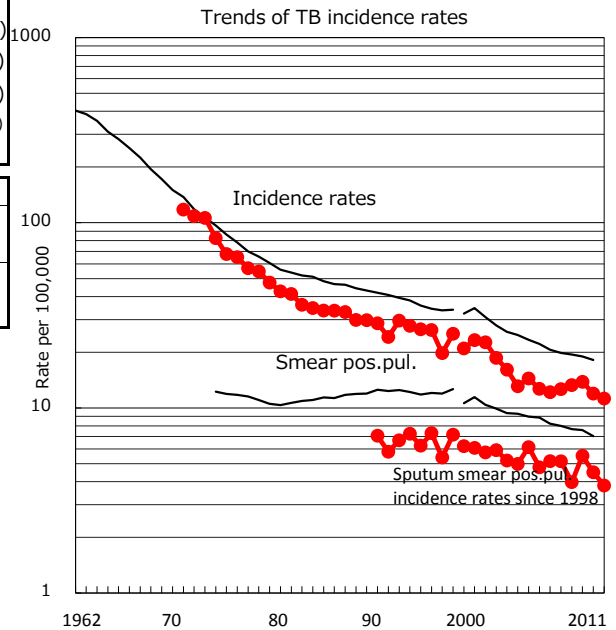


TB statistics in 2011		
Population	1,049,493	(Japan)
Foreign borns	3	2.5% (4.1%)
TB patients with homeless history	2	1.7% (1.4%)
Jobless TB patients getting public assistance, proportion among male TB patients aged 35-59 yrs	1	5.6% (10.6%)

Trends	'07	'08	'09	'10	'11
Notified cases	130	137	143	125	118
Rate per 100,000	12.6	13.3	13.8	12.0	11.2
Sputum smear pos. pul. cases	53	41	57	47	40
Rate per 100,000	5.2	4.0	5.5	4.5	3.8



	'07	'08	'09	'10	'11	Year of registration	'07	'08	'09	'10	Japan
† Excluding unknown delay(%)	41.9	59.5	59.8	31.2	44.3	Median days of treatment (all forms)	303	272	267	264	(272)
# Excluding unknown Tx(%)	3.0	2.9	2.0	0.0	3.8	Median days of hospitalization (pul. TB)	92	85	99	90	(65)