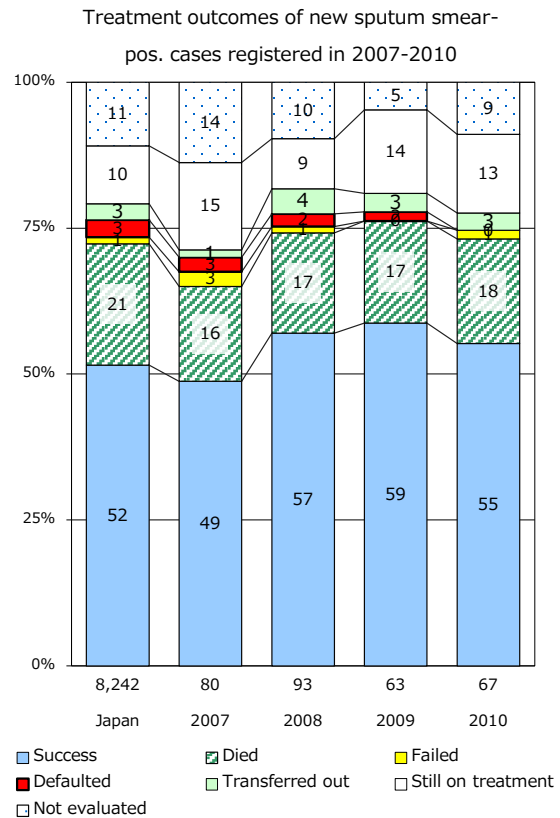
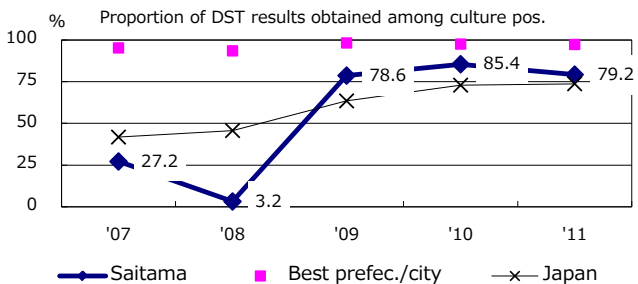
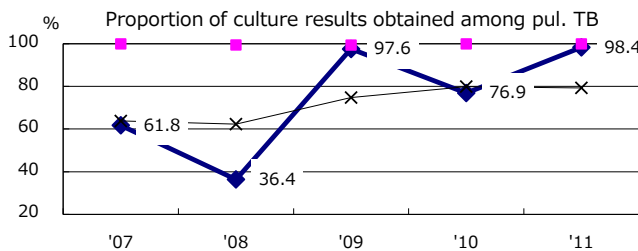
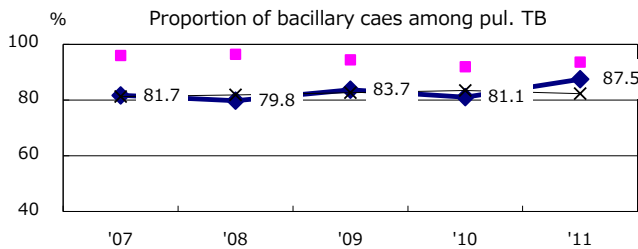
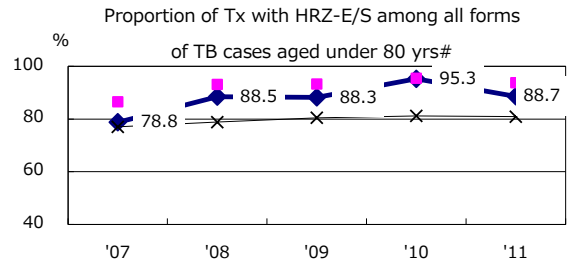
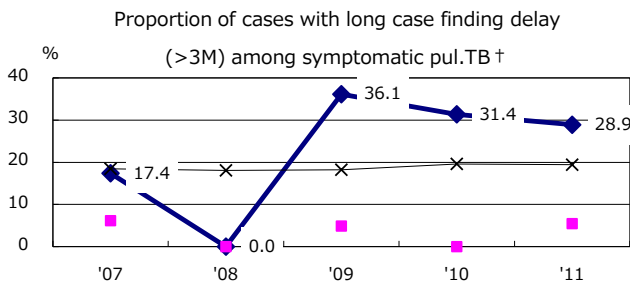
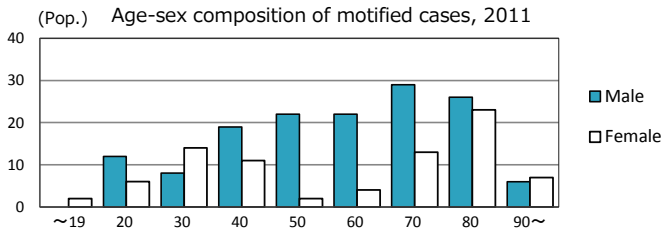
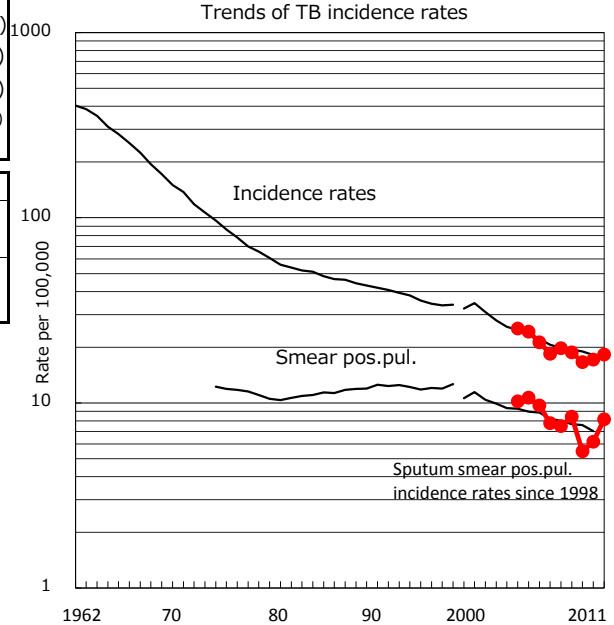


TB statistics in 2011		
Population	1,237,926	(Japan)
Foreign borns	9	4.0% (4.1%)
TB patients with homeless history	3	1.3% (1.4%)
Jobless TB patients getting public assistance, proportion among male TB patients aged 35-59 yrs	3	6.1% (10.6%)

Trends	'07	'08	'09	'10	'11
Notified cases	237	227	203	211	226
Rate per 100,000	19.8	18.8	16.6	17.1	18.3
Sputum smear pos.pul.cases	90	102	67	76	101
Rate per 100,000	7.5	8.4	5.5	6.2	8.2



	'07	'08	'09	'10	'11	Year of registration	'07	'08	'09	'10	Japan
† Excluding unknown delay(%)	60.3	94.0	1.7	6.4	7.5	Median days of treatment (all forms)	270	264	274	273	(272)
#Excluding unknown Tx(%)	6.6	2.0	0.6	2.3	3.0	Median days of hospitalization (pul.TB)	57	78	62	65	(65)