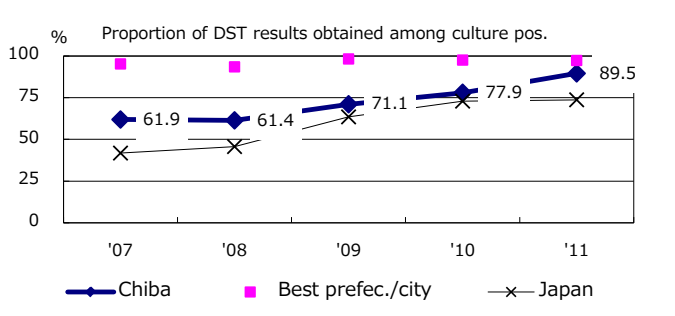
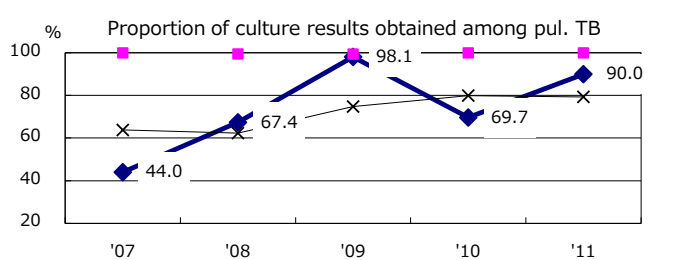
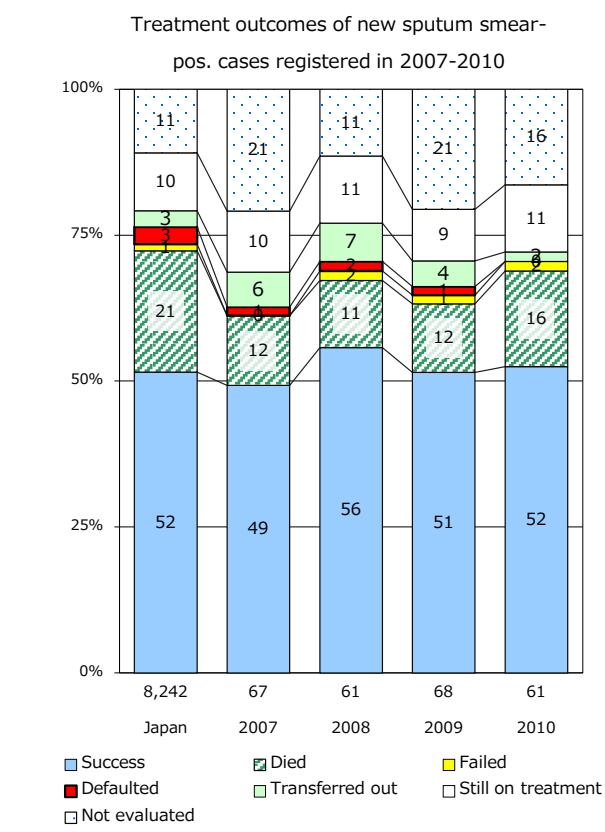
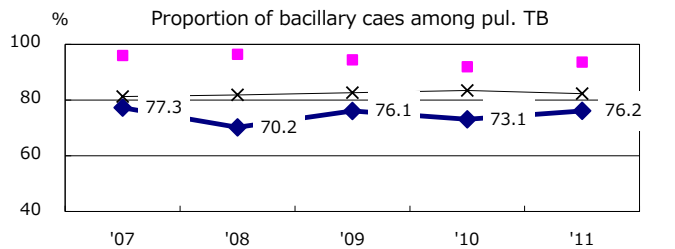
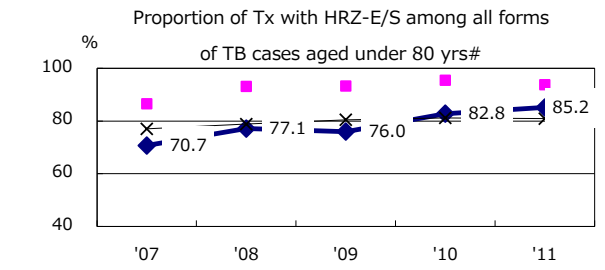
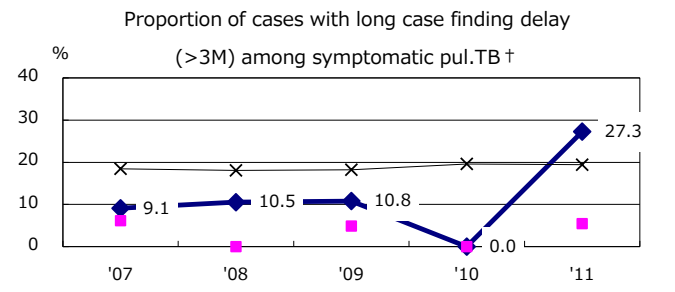
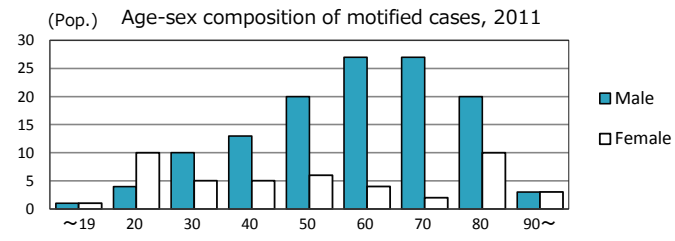
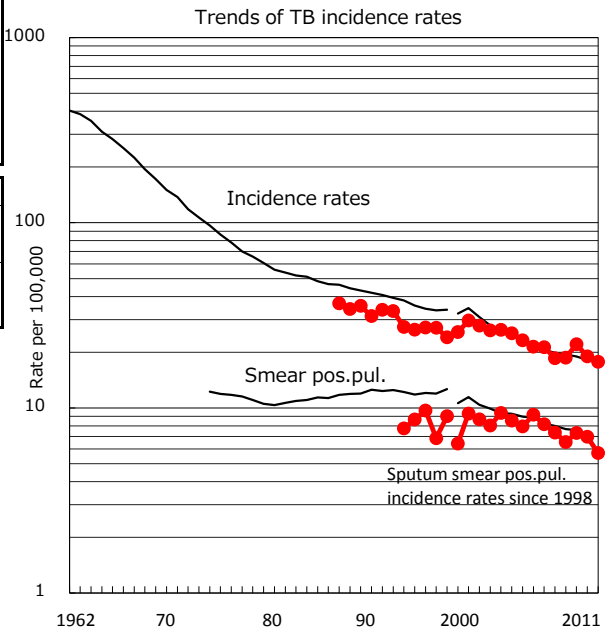


TB statistics in 2011		
Population	963,120	(Japan)
Foreign borns	14	8.2% (4.1%)
TB patients with homeless history	1	0.6% (1.4%)
Jobless TB patients getting public assistance, proportion among male TB patients aged 35-59 yrs	7	16.3% (10.6%)

Trends	'07	'08	'09	'10	'11
Notified cases	174	177	211	182	171
Rate per 100,000	18.6	18.7	22.1	19.0	17.8
Sputum smear pos. pul. cases	69	62	70	67	55
Rate per 100,000	7.4	6.5	7.3	7.0	5.7



	'07	'08	'09	'10	'11	Year of registration	'07	'08	'09	'10	Japan
† Excluding unknown delay(%)	55.6	80.0	60.2	95.1	60.2	Median days of treatment (all forms)	250	237	213	240	(272)
# Excluding unknown Tx(%)	4.1	9.7	1.7	7.6	5.2	Median days of hospitalization (pul. TB)	37	57	45	54	(65)