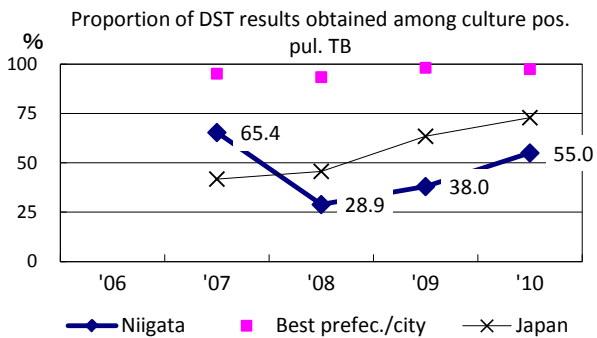
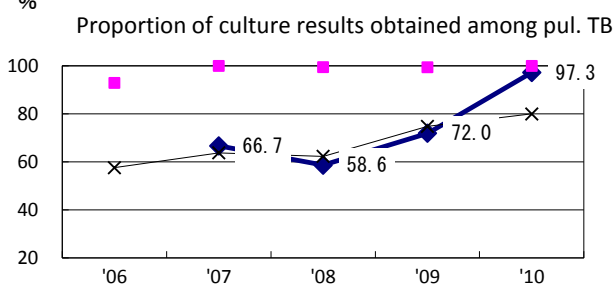
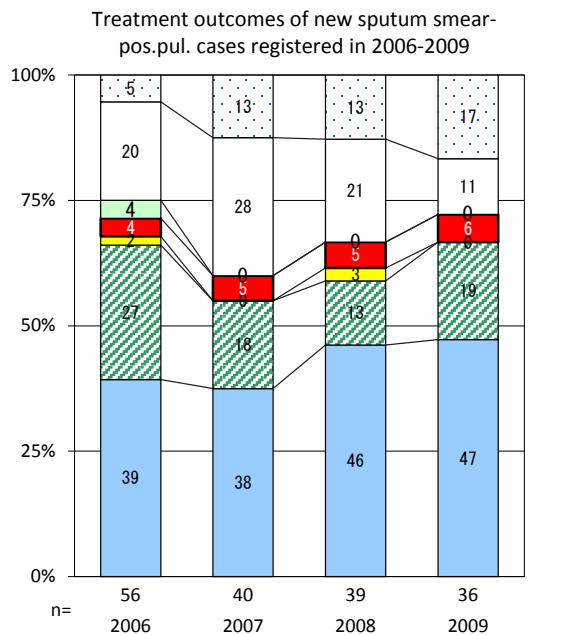
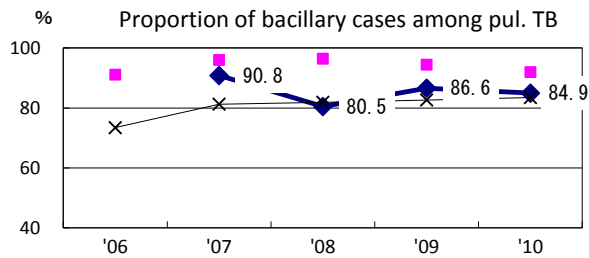
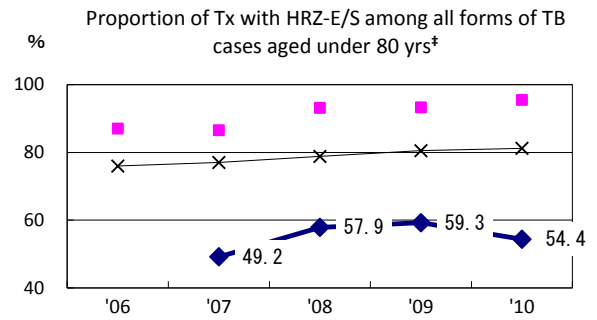
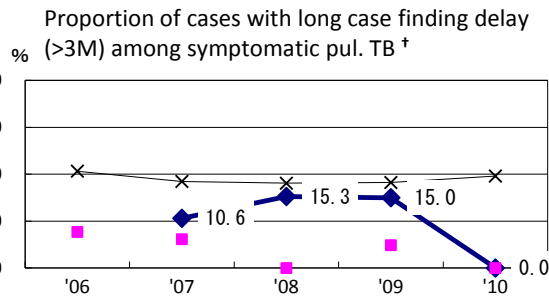
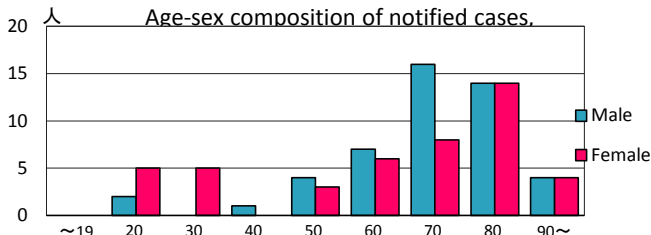
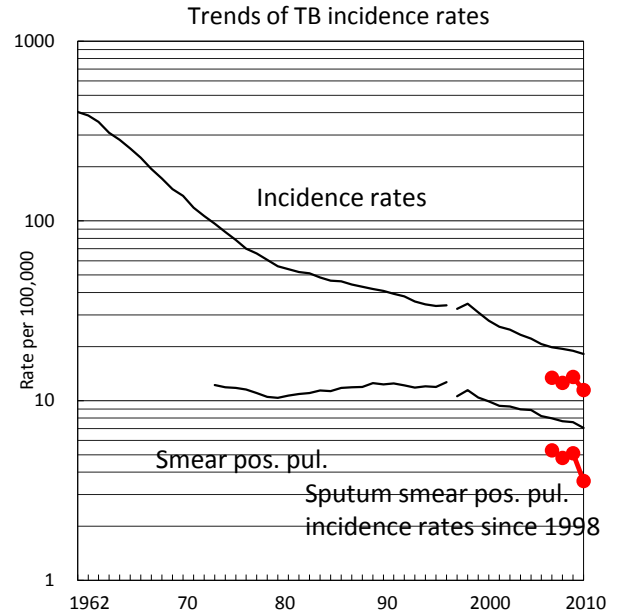


TB statistics in 2010					
Population	811,641			(Japan)	
Foreign borns	3	3.2%		(4.1%)	
TB patients with homeless history	0	0.0%		(1.4%)	
Jobless TB patients getting public assistance, proportion among male TB patients aged 35-59 yrs	0	0.0%		(10.8%)	
Trends	'06	'07	'08	'09	'10
Notified cases	0	109	102	109	93
Rate per 100,000	0.0	13.4	12.6	13.6	11.5
Sputum smear pos. pul. cases	0	43	39	41	29
Rate per 100,000	0.0	5.3	4.8	5.1	3.6



	'06	'07	'08	'09	'10	Year of registration	'07	'08	'09	Japan
†Excluding unknown delay(%)	0.0	0.0	10.6	4.8	41.5	Median days of treatment (all forms)	330	296	279	(270)
‡Excluding unknown Tx (%)	0.0	4.5	1.7	6.9	0.0	Median days of hospitalization (pul.TB)	60	59	81	(68)