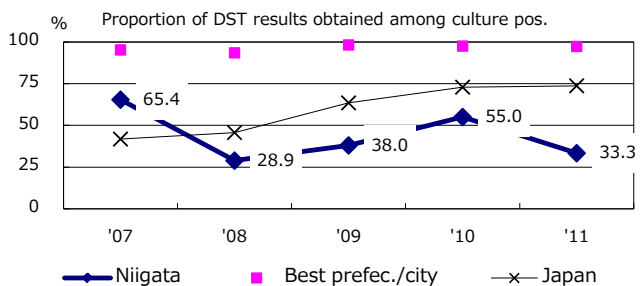
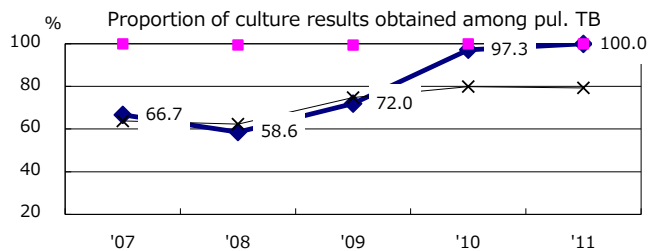
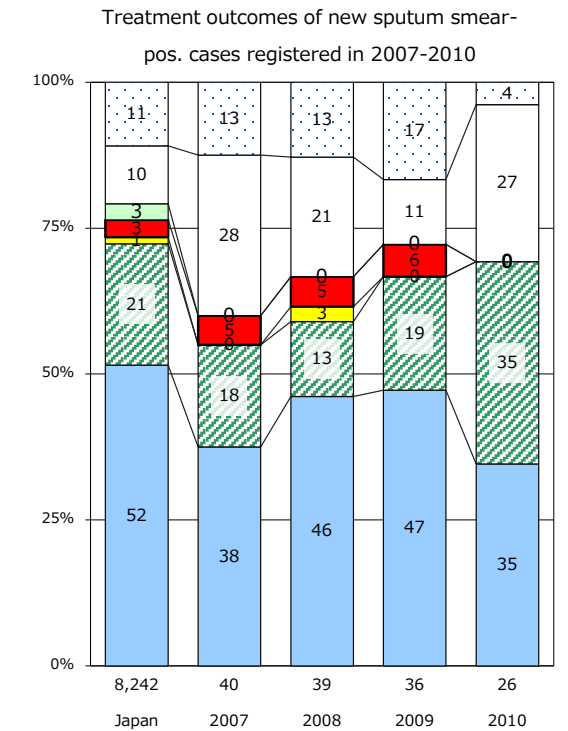
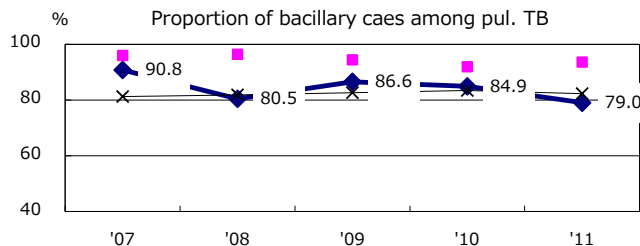
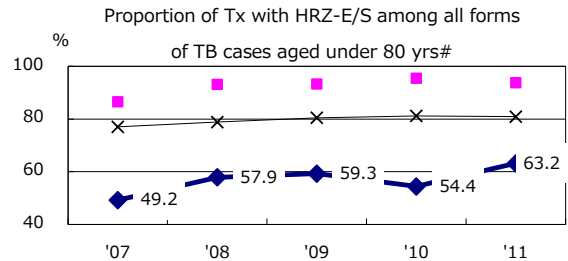
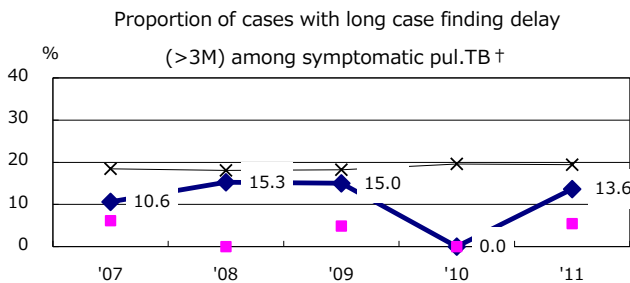
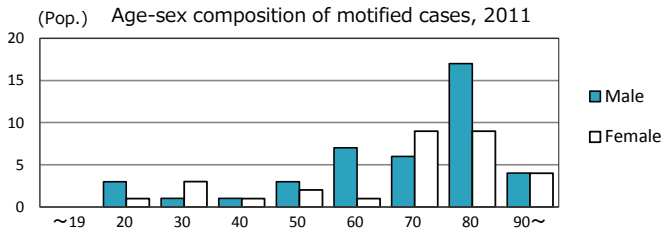
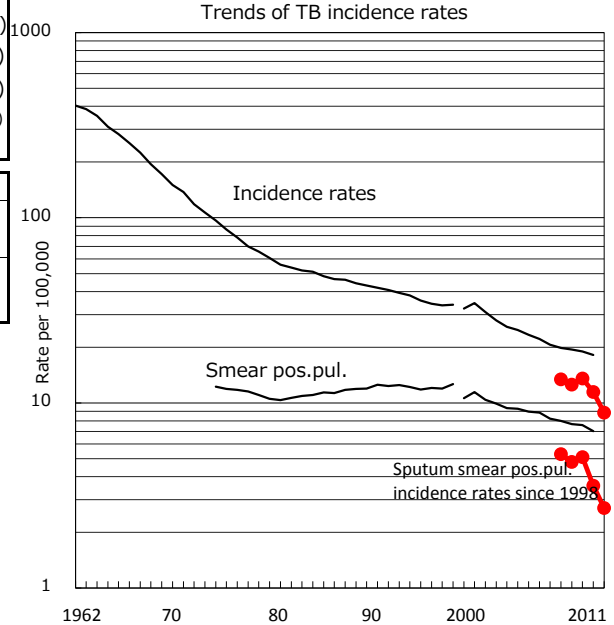


TB statistics in 2011		
Population	812,458	(Japan)
Foreign borns	2	2.8% (4.1%)
TB patients with homeless history	0	0.0% (1.4%)
Jobless TB patients getting public assistance, proportion among male TB patients aged 35-59 yrs	0	0.0% (10.6%)

Trends	'07	'08	'09	'10	'11
Notified cases	109	102	109	93	72
Rate per 100,000	13.4	12.6	13.6	11.5	8.9
Sputum smear pos. pul. cases	43	39	41	29	22
Rate per 100,000	5.3	4.8	5.1	3.6	2.7



	'07	'08	'09	'10	'11	Year of registration	'07	'08	'09	'10	Japan
† Excluding unknown delay(%)	0.0	10.6	4.8	41.5	56.0	Median days of treatment (all forms)	330	296	279	287	(272)
# Excluding unknown Tx(%)	4.5	1.7	6.9	0.0	0.0	Median days of hospitalization (pul.TB)	60	59	81	71	(65)