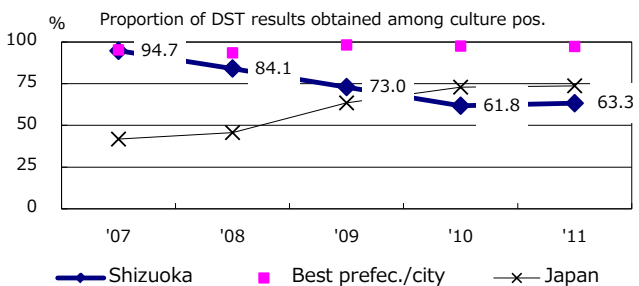
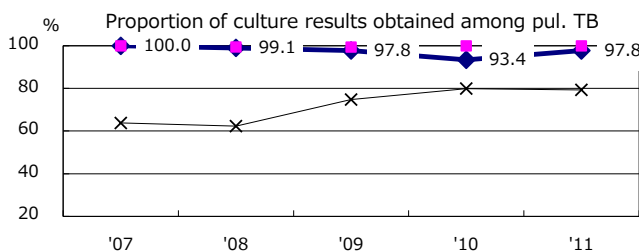
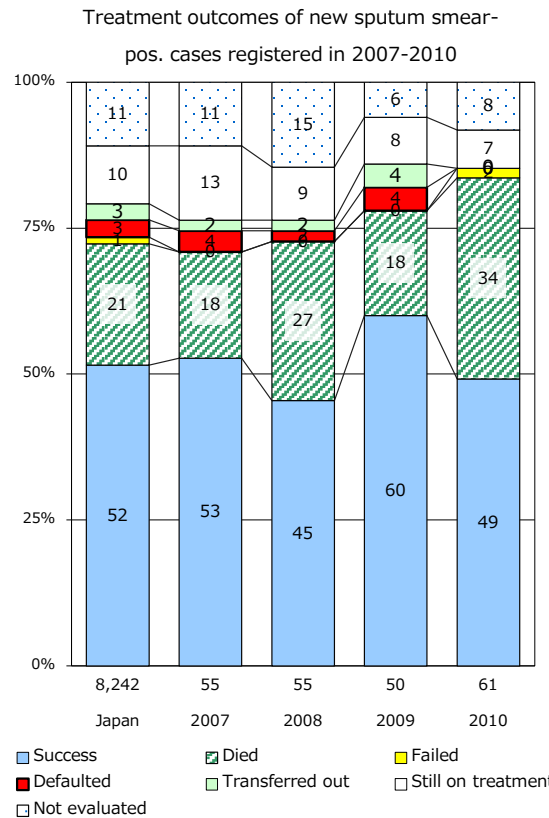
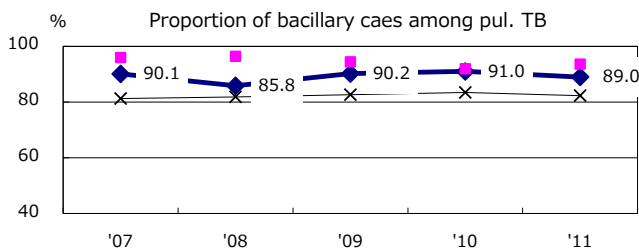
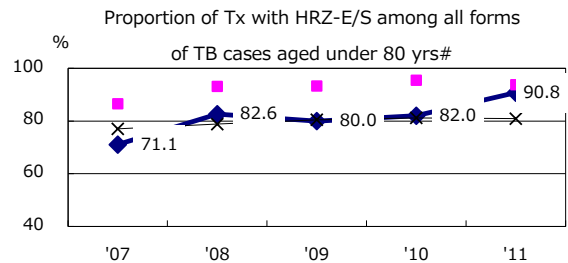
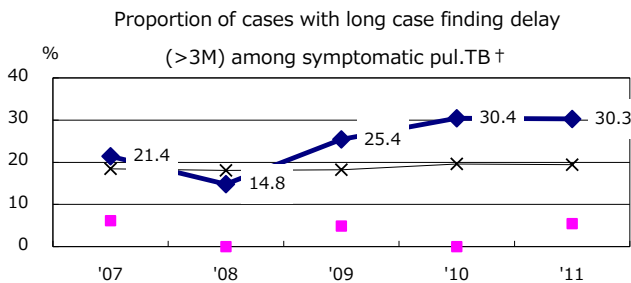
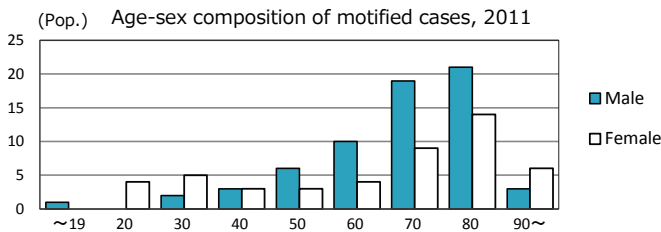
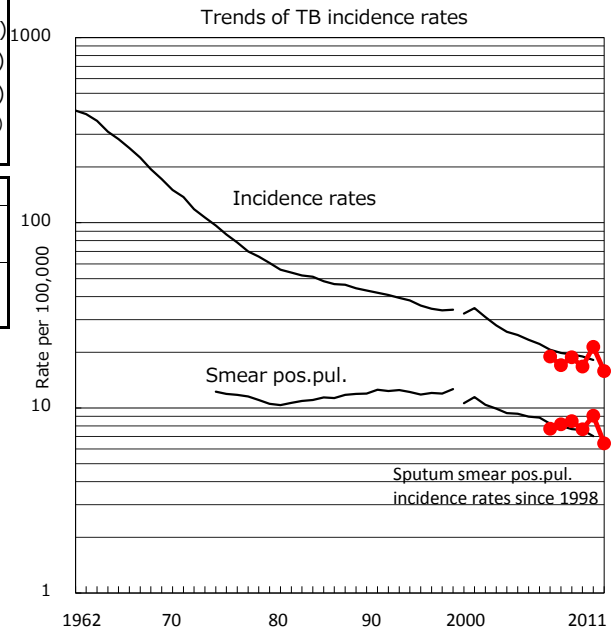


TB statistics in 2011		
Population	714,513	(Japan)
Foreign borns	9	8.0% (4.1%)
TB patients with homeless history	0	0.0% (1.4%)
Jobless TB patients getting public assistance, proportion among male TB patients aged 35-59 yrs	0	0.0% (10.6%)

Trends	'07	'08	'09	'10	'11
Notified cases	121	135	120	153	113
Rate per 100,000	17.0	18.8	16.7	21.4	15.8
Sputum smear pos.pul.cases	58	61	55	65	46
Rate per 100,000	8.2	8.5	7.7	9.1	6.4



	'07	'08	'09	'10	'11	Year of registration	'07	'08	'09	'10	Japan
† Excluding unknown delay(%)	0.0	0.0	20.3	53.5	1.3	Median days of treatment (all forms)	277	271	203	252	(272)
#Excluding unknown Tx(%)	1.3	1.4	4.8	1.1	5.8	Median days of hospitalization (pul.TB)	63	52	58	64	(65)