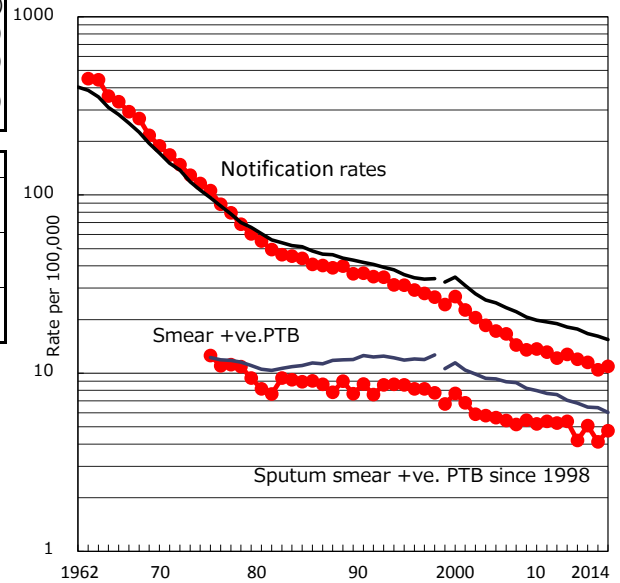


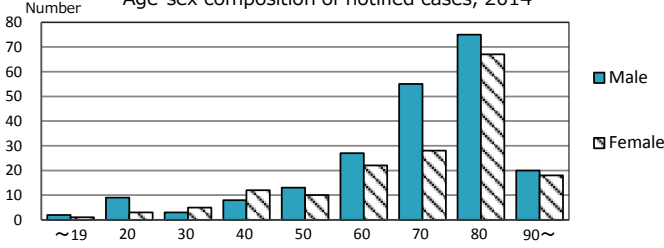
TB statistics in 2014 (Population in Hokkaido 3,457,472)	
Among newly registered : (Japan)	
Foreign borns	4 1.1% (5.6%)
TB cases with homeless history	0 0.0% (1.1%)
Male aged 35-59, without job and receiving public assistance	2 8.3% (8.0%)

Trends	'10	'11	'12	'13	'14
Notified cases	460	428	406	365	378
Rate per 100,000 population	12.7	12.0	11.5	10.4	10.9
Sputum smear +ve. pul.cases	194	150	179	144	164
Rate per 100,000 population	5.4	4.2	5.1	4.1	4.7
Latent Tuberculosis Infection	123	264	188	171	144
Rate per 100,000 population	3.4	7.4	5.3	4.9	4.2

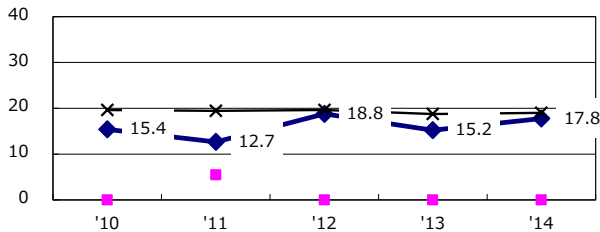
Trends of TB notification rates, all forms and smear +ve.PTB



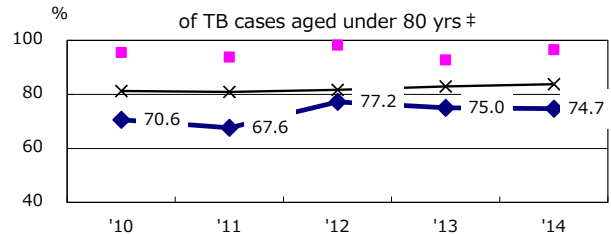
Age-sex composition of notified cases, 2014



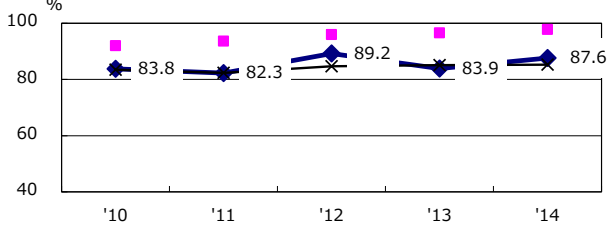
Proportion of cases with total diagnosis delay (> 3 mths) among symptomatic PTB*



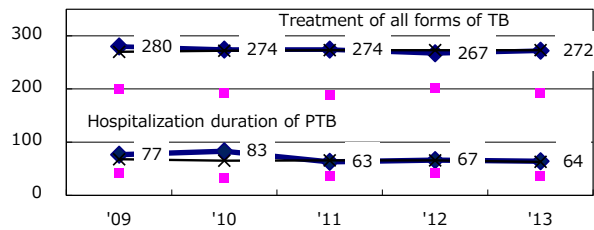
Proportion of TX with HRZ-E/S among all forms of TB cases aged under 80 yrs †



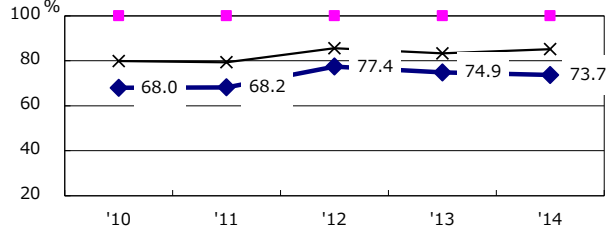
Proportion of Bacteriologically +ve. PTB



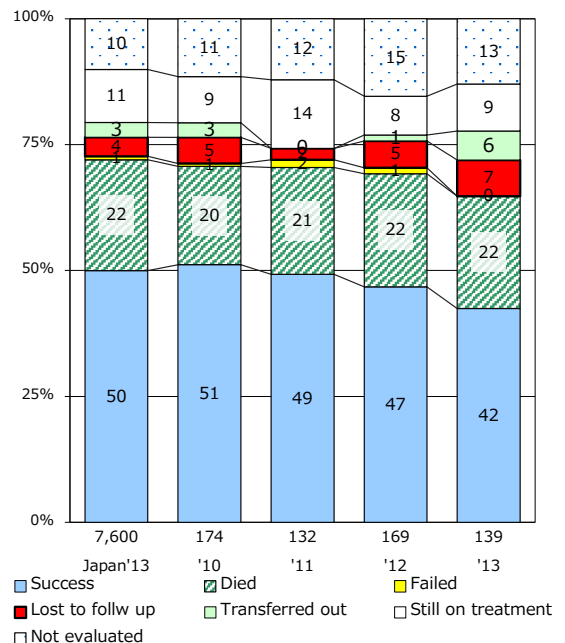
Median duration of treatment of all forms and hospitalization among PTB



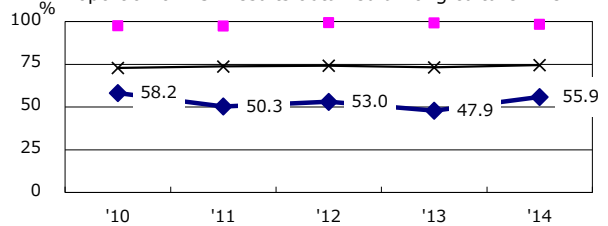
Proportion of culture results obtained among PTB



Treatment outcomes of new sputum smear +ve.TB



Proportion of DST results obtained among culture +ve. PTB



PTB : pulmonary TB

† Excluding unknown delay(%)	'10	'11	'12	'13	'14
	26.4	28.4	19.9	24.8	27.2

‡ Excluding unknown Tx(%)	'10	'11	'12	'13	'14
	4.5	4.3	5.3	4.0	4.0