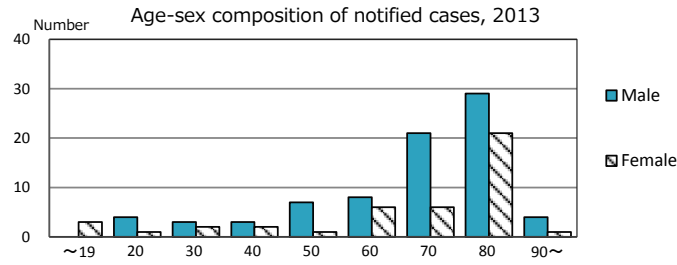
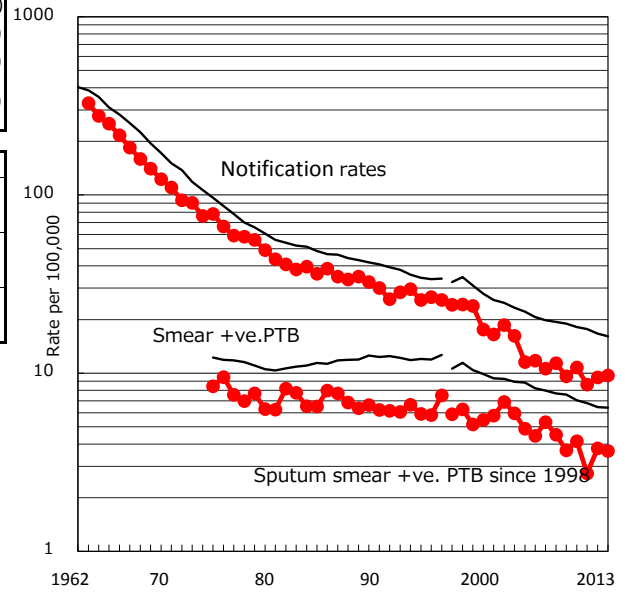


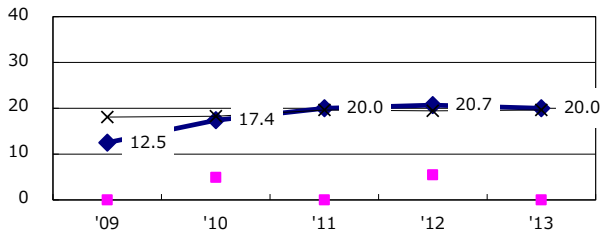
TB statistics in 2013 (Population in Miyagi 1,259,300)	
Among newly registered : (Japan)	
Foreign borns	6 4.9% (5.0%)
TB cases with homeless history	1 0.8% (1.6%)
Male aged 35-59,without job and receiveing public assistance	1 7.7% (10.8%)

Trends	'09	'10	'11	'12	'13
Notified cases	125	140	110	120	122
Rate per 100,000 population	9.6	10.8	8.6	9.5	9.7
Sputum smear +ve. pul.cases	48	54	35	48	46
Rate per 100,000 population	3.7	4.1	2.7	3.8	3.7
Latent Tuberculosis Infection	26	24	66	88	80
Rate per 100,000 population	2.0	1.8	5.2	6.9	6.4

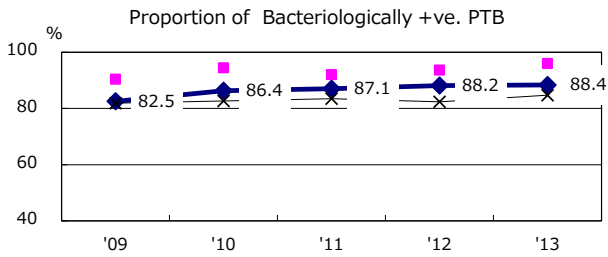
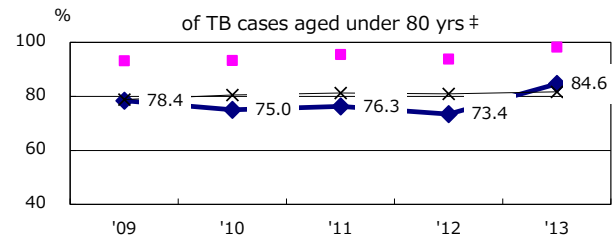
Trends of TB notification rates, all forms and smear +ve.PTB



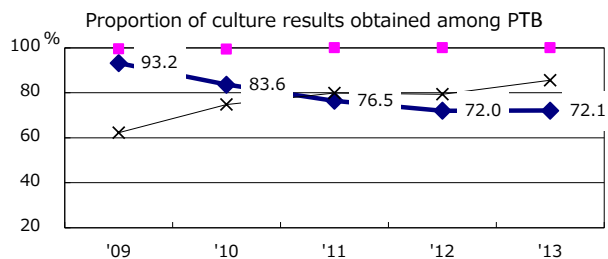
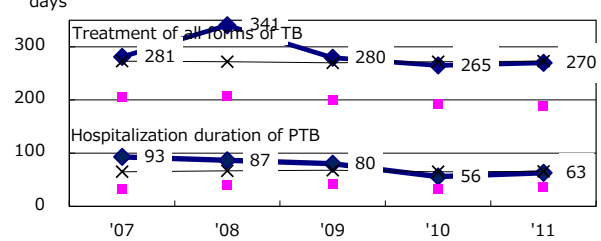
Proportion of cases with total diagnosis delay(> 3 mths) among symptomatic PTB



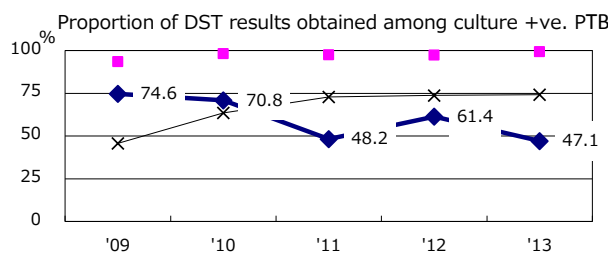
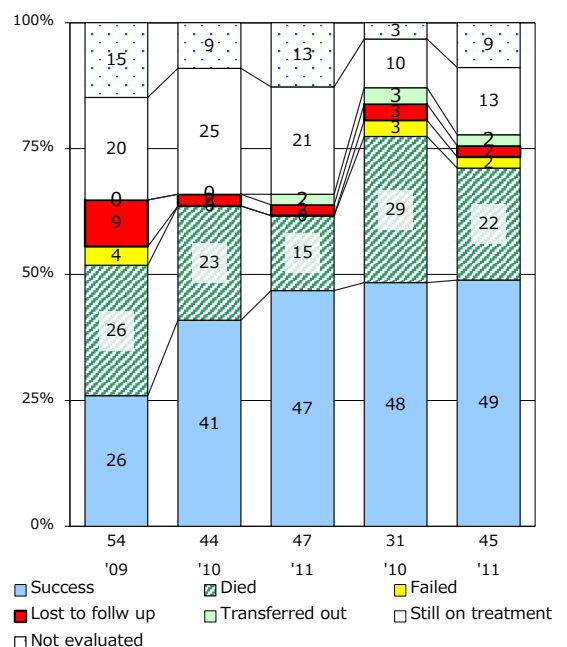
Proportion of TX with HRZ-E/S among all forms of TB cases aged under 80 yrs †



Median duration of treatment of all forms and hospitalization among PTB



Treatment outcomes of new sputum smear +ve.TB



PTB : pumonary TB

† Excluding unknown delay(%)	'09	'10	'11	'12	'13
	56.8	68.9	59.0	56.1	52.8

‡ Excluding unknown Tx(%)	'09	'10	'11	'12	'13
	0.0	2.3	10.6	7.2	3.0