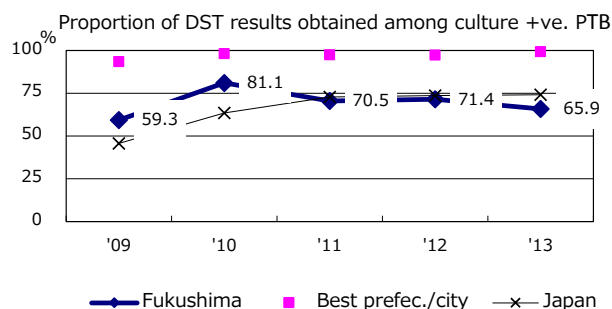
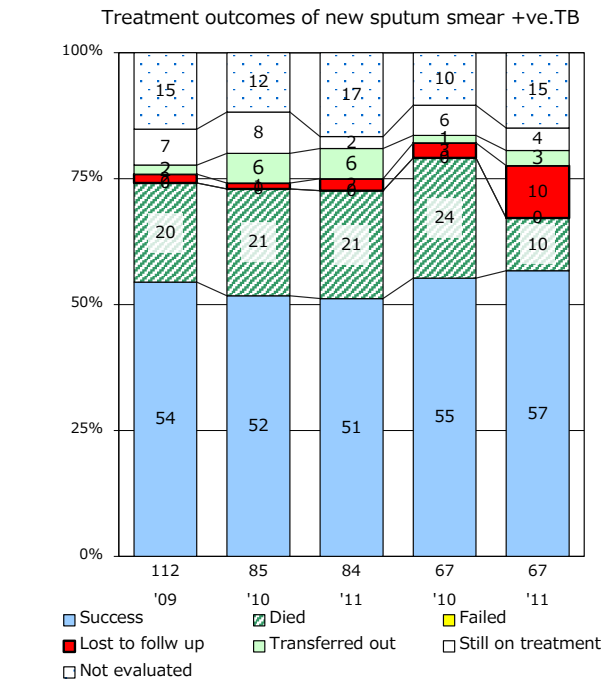
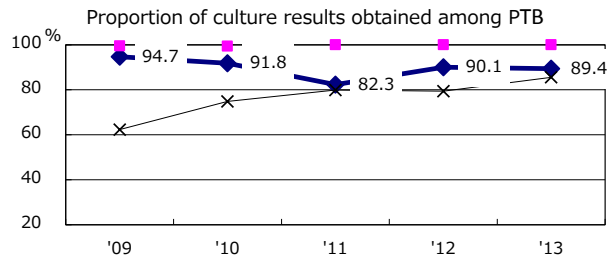
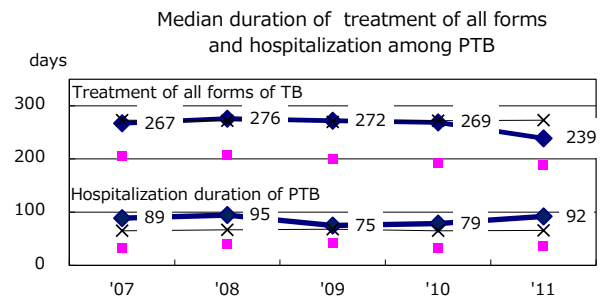
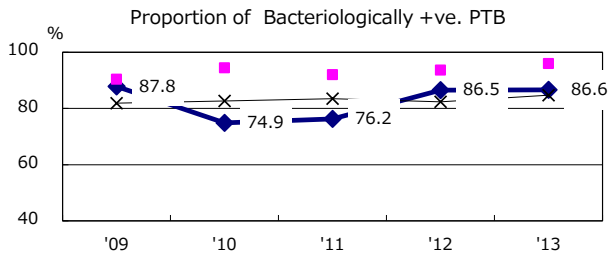
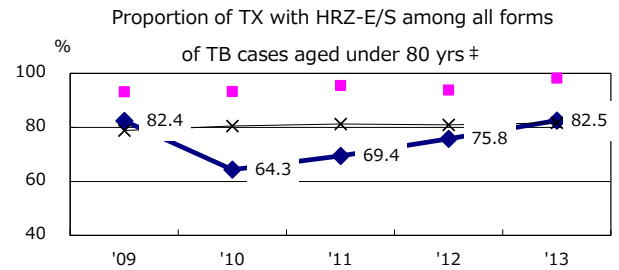
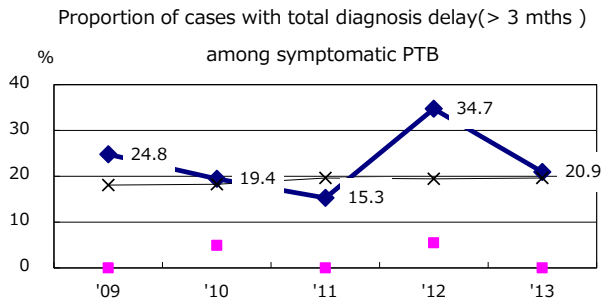
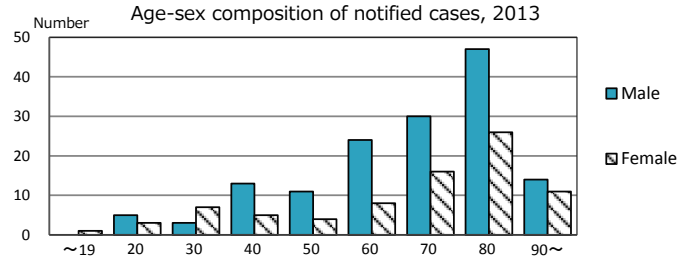
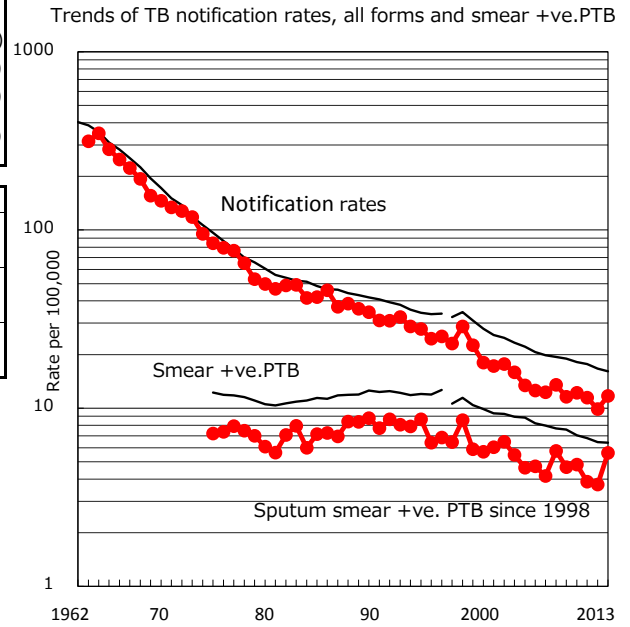


TB statistics in 2013 (Population in Fukushima 1,946,202)	
Among newly registered : (Japan)	
Foreign borns	6 2.6% (5.0%)
TB cases with homeless history	0 0.0% (1.6%)
Male aged 35-59,without job and receiveing public assistance	1 3.7% (10.8%)

Trends	'09	'10	'11	'12	'13
Notified cases	236	247	228	194	228
Rate per 100,000 population	11.6	12.2	11.5	9.9	11.7
Sputum smear +ve. pul.cases	95	98	77	73	109
Rate per 100,000 population	4.7	4.8	3.9	3.7	5.6
Latent Tuberculosis Infection	40	45	108	77	78
Rate per 100,000 population	2.0	2.2	5.4	3.9	4.0



PTB : pumonyary TB

† Excluding unknown delay(%)	'09	'10	'11	'12	'13
	28.3	34.5	47.8	32.1	38.6

‡ Excluding unknown Tx(%)	'09	'10	'11	'12	'13
	2.4	1.3	2.9	0.8	3.1