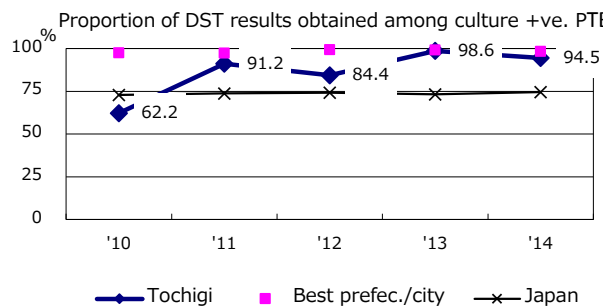
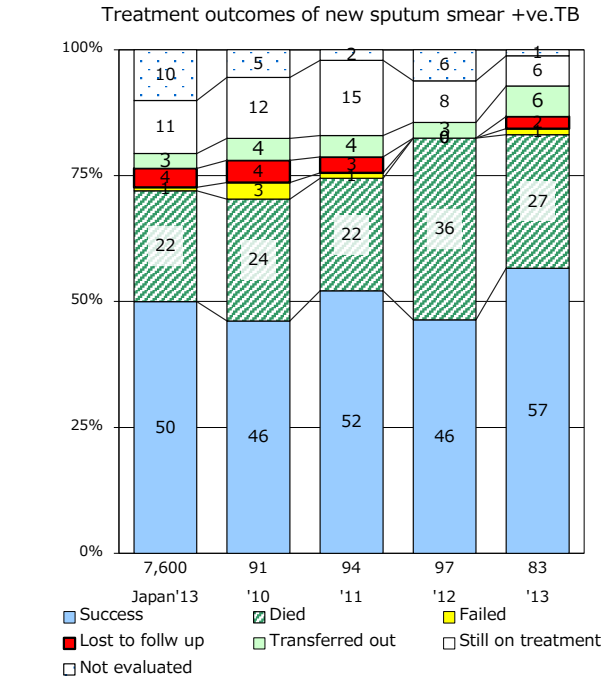
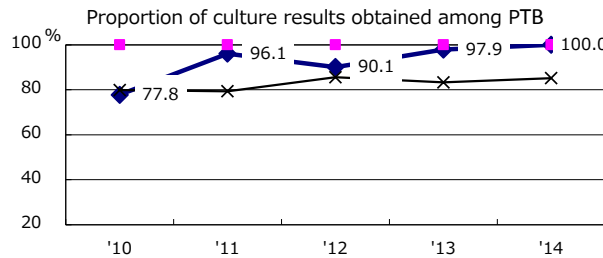
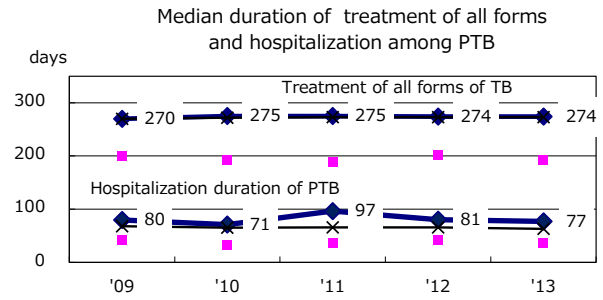
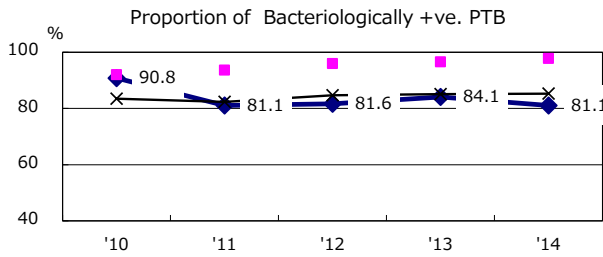
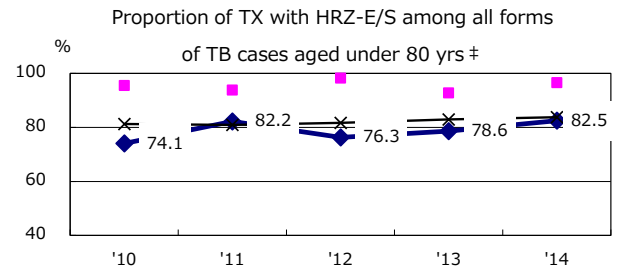
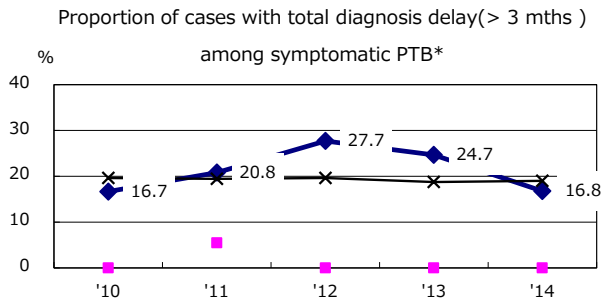
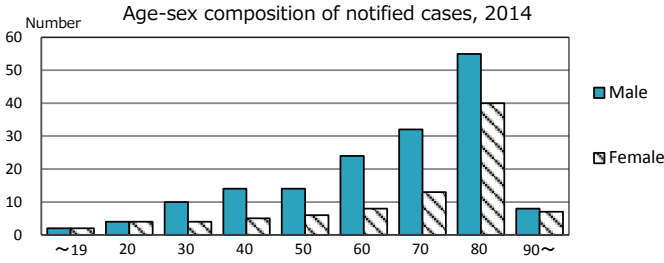
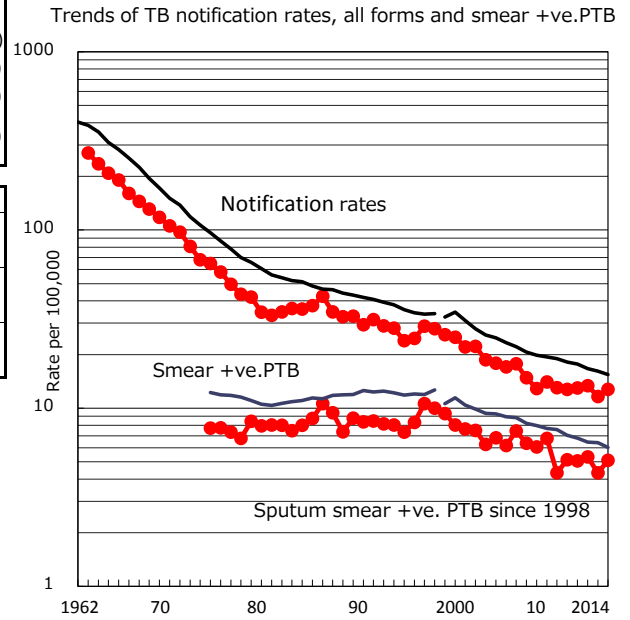


TB statistics in 2014 (Population in Tochigi		1,980,077)
Among newly registered : (Japan)		
Foreign borns	14	5.6% (5.6%)
TB cases with homeless history	0	0.0% (1.1%)
Male aged 35-59, without job and receiving public assistance	2	5.3% (8.0%)

Trends	'10	'11	'12	'13	'14
Notified cases	256	260	266	231	252
Rate per 100,000 population	12.8	13.0	13.4	11.6	12.7
Sputum smear +ve. pul.cases	103	101	106	86	101
Rate per 100,000 population	5.1	5.0	5.3	4.3	5.1
Latent Tuberculosis Infection	36	62	53	73	76
Rate per 100,000 population	1.8	3.1	2.7	3.7	3.8



PTB : pumonary TB

† Excluding unknown delay(%)	'10	'11	'12	'13	'14
	16.9	0.0	11.9	2.5	18.5

‡ Excluding unknown Tx(%)	'10	'11	'12	'13	'14
	4.2	1.2	1.7	1.4	3.5