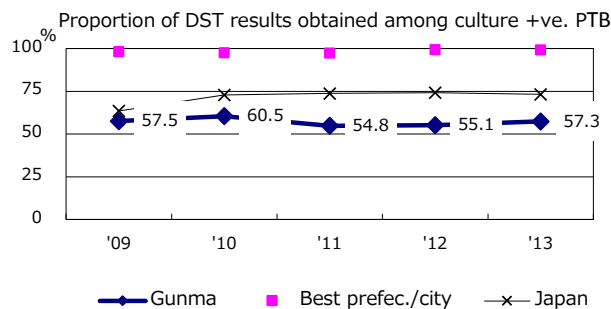
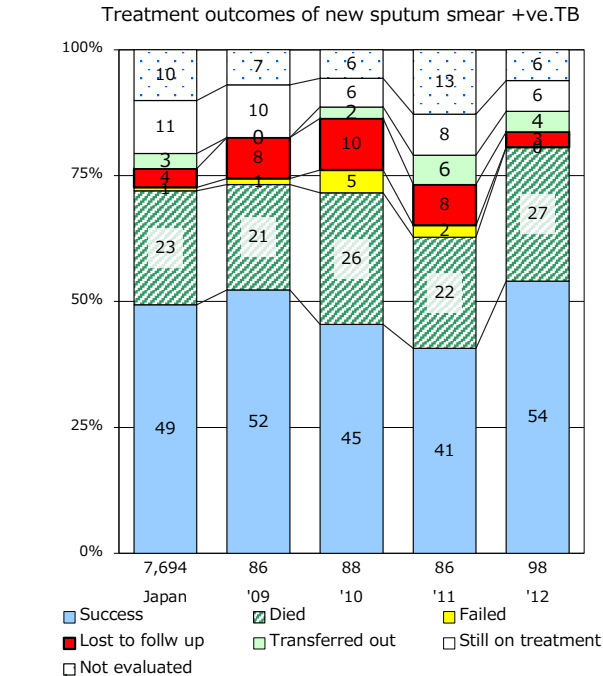
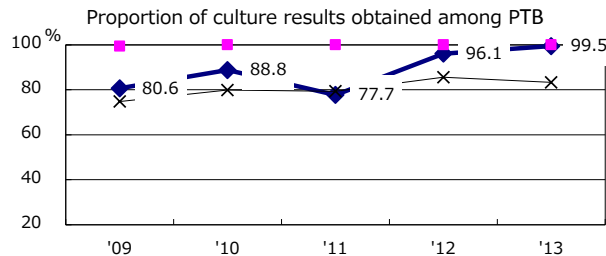
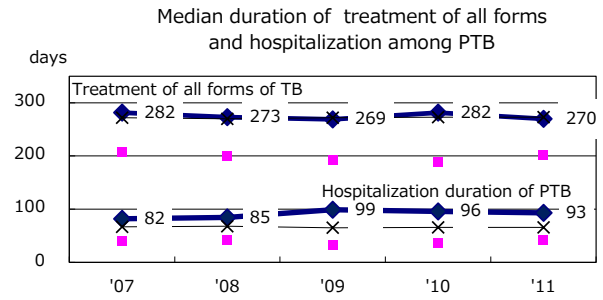
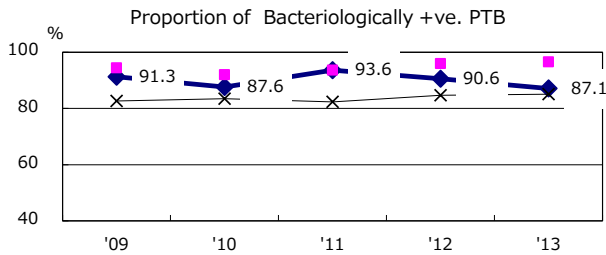
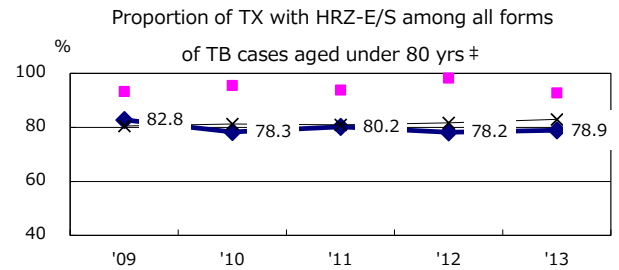
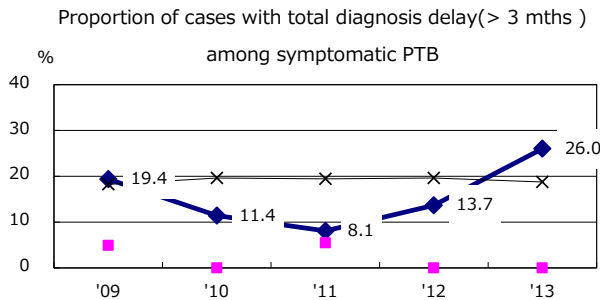
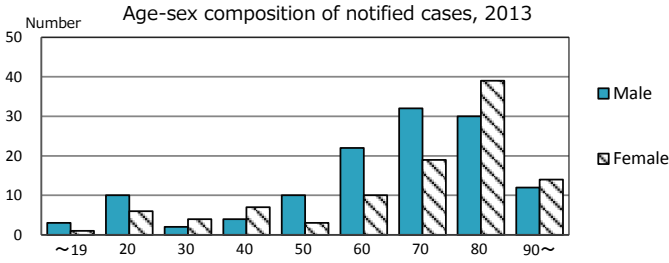
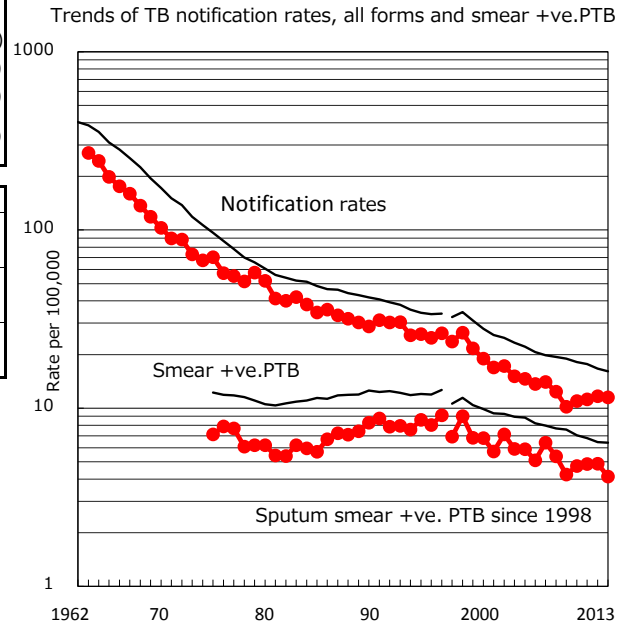


TB statistics in 2013 (Population in Gunma 1,983,581)	
Among newly registered : (Japan)	
Foreign borns	16 7.0% (5.0%)
TB cases with homeless history	5 2.2% (1.6%)
Male aged 35-59,without job and receiveing public assistance	2 12.5% (10.8%)

Trends	'09	'10	'11	'12	'13
Notified cases	204	220	224	232	228
Rate per 100,000 population	10.2	11.0	11.2	11.6	11.5
Sputum smear +ve. pul.cases	85	95	97	97	82
Rate per 100,000 population	4.2	4.7	4.8	4.9	4.1
Latent Tuberculosis Infection	19	20	42	56	56
Rate per 100,000 population	0.9	1.0	2.1	2.8	2.8



† Excluding unknown delay(%)	'09	'10	'11	'12	'13
	25.2	19.8	22.7	4.8	8.2
‡ Excluding unknown Tx(%)	'09	'10	'11	'12	'13
	1.6	2.3	1.6	4.3	3.8