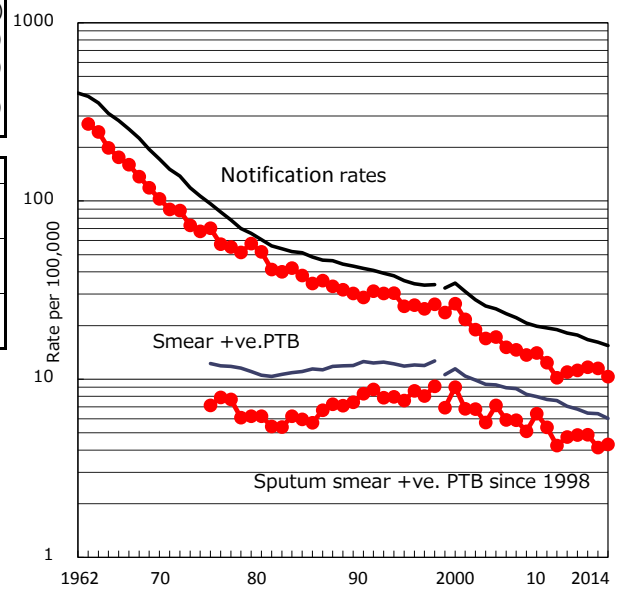


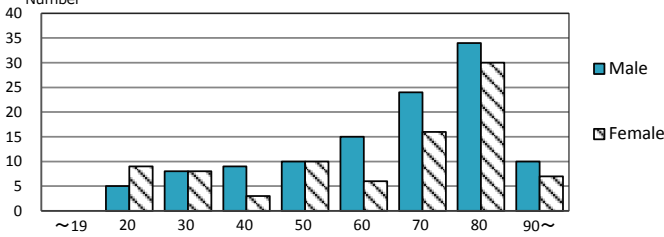
TB statistics in 2014 (Population in Gunma 1,976,029)	
Among newly registered : (Japan)	
Foreign borns	17 8.3% (5.6%)
TB cases with homeless history	5 2.5% (1.1%)
Male aged 35-59, without job and receiving public assistance	2 7.4% (8.0%)

Trends	'10	'11	'12	'13	'14
Notified cases	220	224	232	228	204
Rate per 100,000 population	11.0	11.2	11.6	11.5	10.3
Sputum smear +ve. pul.cases	95	97	97	82	85
Rate per 100,000 population	4.7	4.8	4.9	4.1	4.3
Latent Tuberculosis Infection	20	42	56	56	74
Rate per 100,000 population	1.0	2.1	2.8	2.8	3.7

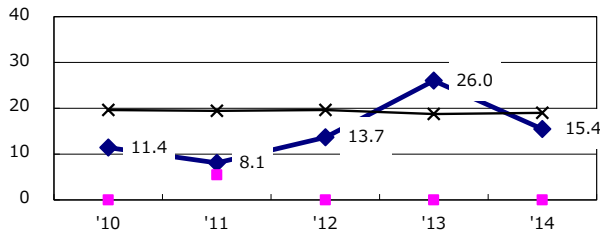
Trends of TB notification rates, all forms and smear +ve.PTB



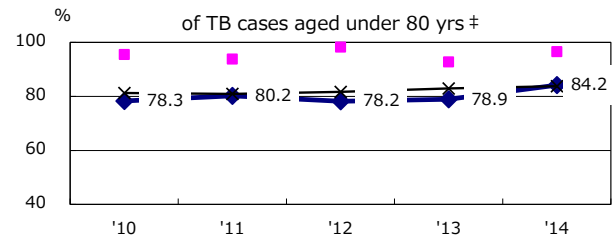
Age-sex composition of notified cases, 2014



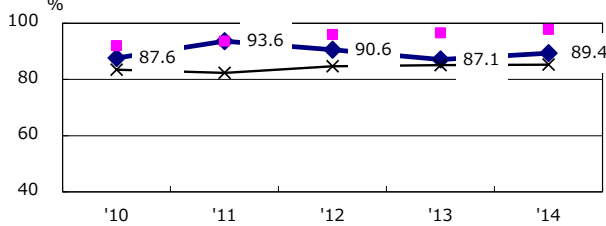
Proportion of cases with total diagnosis delay (> 3 mths) among symptomatic PTB*



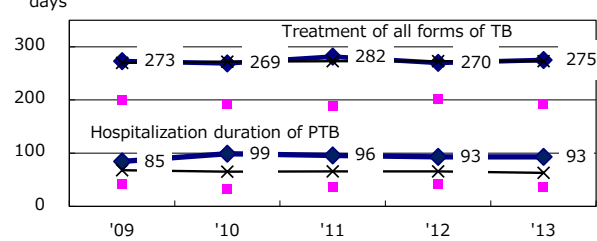
Proportion of TX with HRZ-E/S among all forms of TB cases aged under 80 yrs †



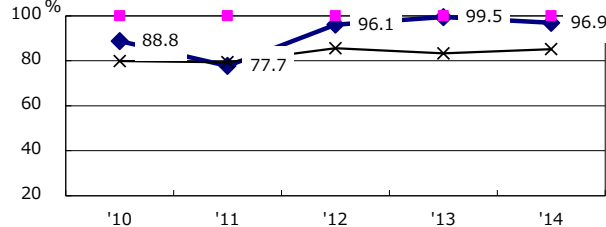
Proportion of Bacteriologically +ve. PTB



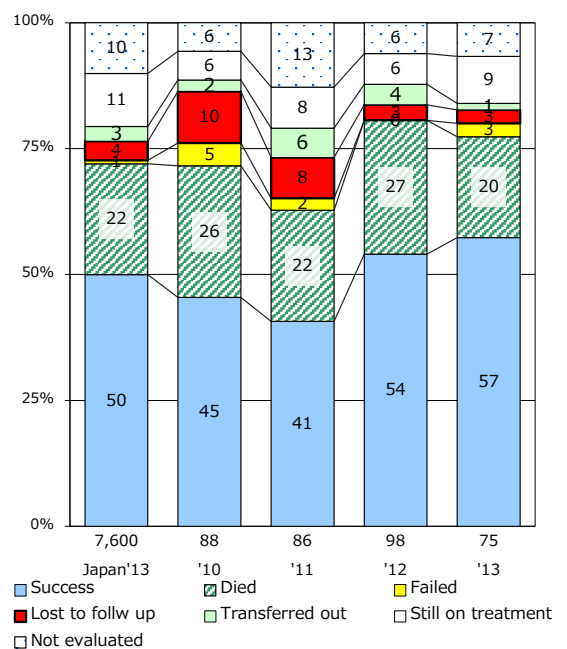
Median duration of treatment of all forms and hospitalization among PTB



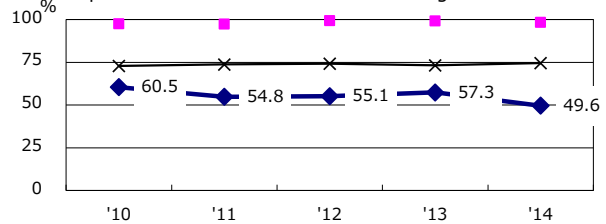
Proportion of culture results obtained among PTB



Treatment outcomes of new sputum smear +ve.TB



Proportion of DST results obtained among culture +ve. PTB



PTB : pumonary TB

† Excluding unknown delay(%)	'10	'11	'12	'13	'14
	19.8	22.7	4.8	8.2	4.7

‡ Excluding unknown Tx(%)	'10	'11	'12	'13	'14
	2.3	1.6	4.3	3.8	2.4