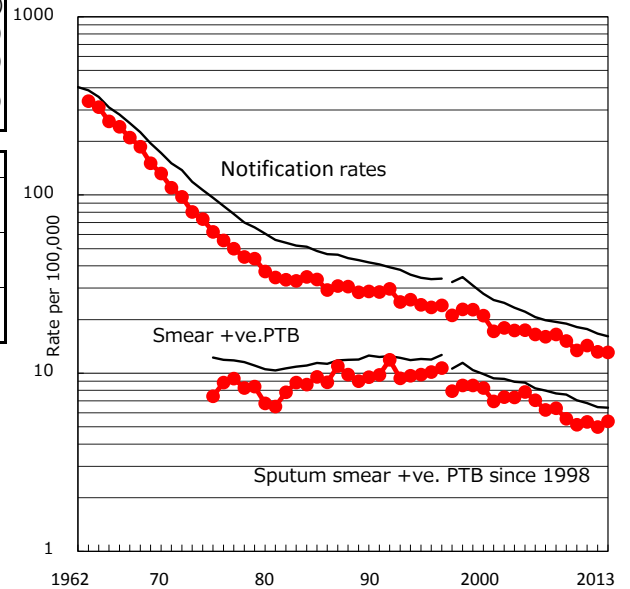


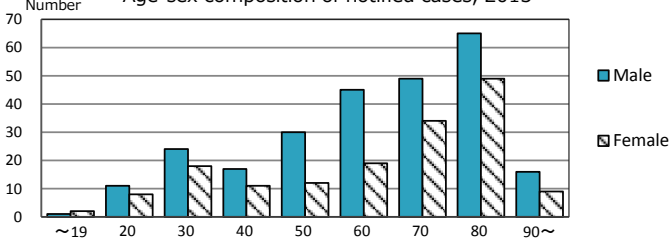
TB statistics in 2013 ( Population in Kanagawa 3,207,452 )	
Among newly registered : (Japan)	
Foreign borns	16 3.8% (5.0%)
TB cases with homeless history	1 0.2% (1.6%)
Male aged 35-59, without job and receiving public assistance	5 7.0% (10.8%)

Trends	'09	'10	'11	'12	'13
Notified cases	584	431	460	423	420
Rate per 100,000 population	15.1	13.4	14.3	13.2	13.1
Sputum smear +ve. pul.cases	214	165	171	160	172
Rate per 100,000 population	5.5	5.1	5.3	5.0	5.4
Latent Tuberculosis Infection	56	109	207	232	161
Rate per 100,000 population	1.5	3.4	6.4	7.2	5.0

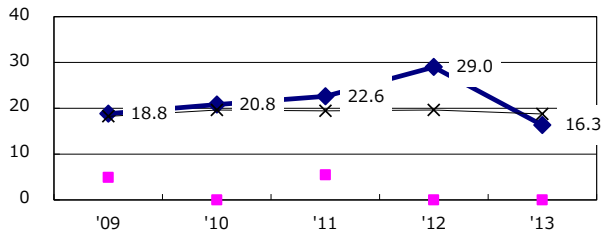
Trends of TB notification rates, all forms and smear +ve.PTB



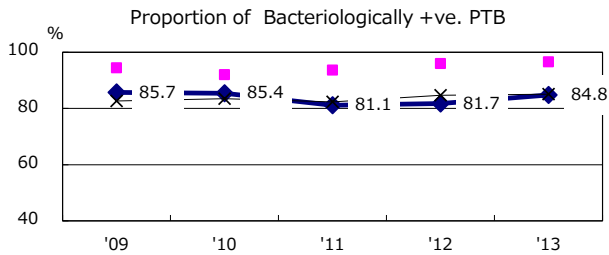
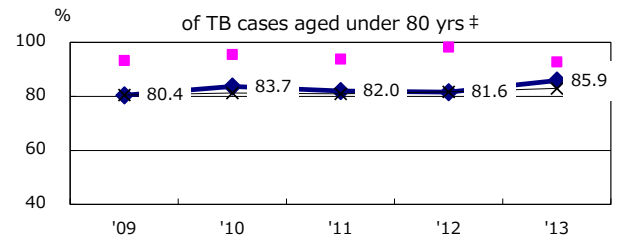
Age-sex composition of notified cases, 2013



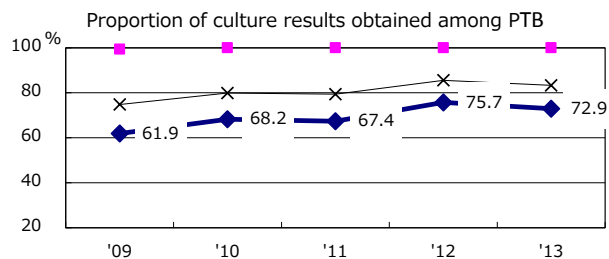
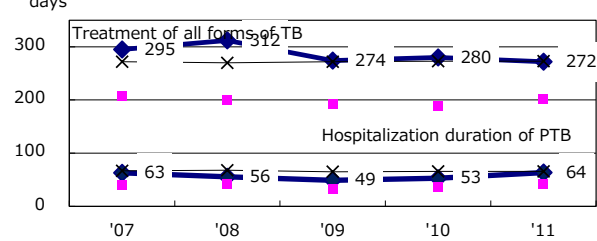
Proportion of cases with total diagnosis delay(> 3 mths) among symptomatic PTB



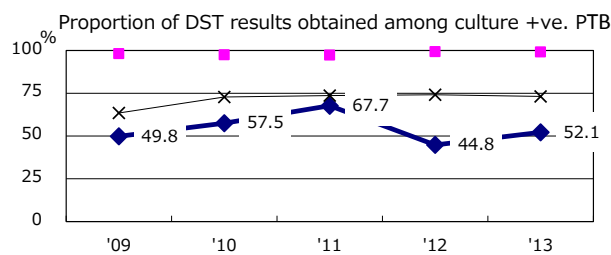
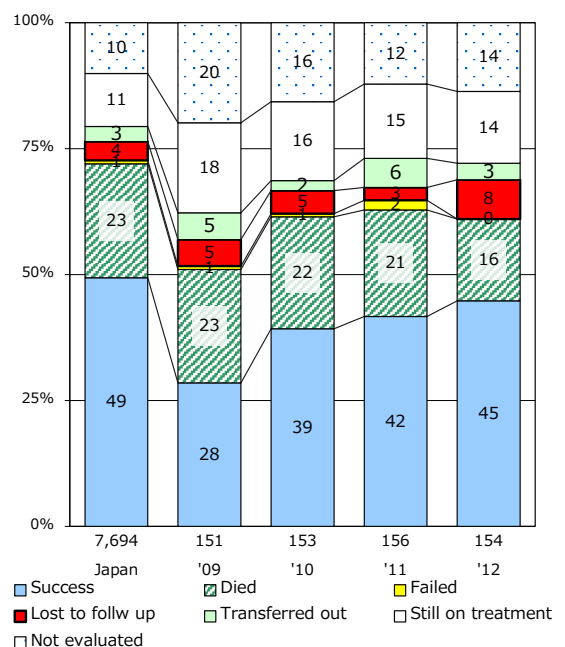
Proportion of TX with HRZ-E/S among all forms of TB cases aged under 80 yrs †



Median duration of treatment of all forms and hospitalization among PTB



Treatment outcomes of new sputum smear +ve.TB



PTB : pumonyary TB

† Excluding unknown delay(%)	'09	'10	'11	'12	'13
	62.6	69.4	64.4	71.7	60.9

‡ Excluding unknown Tx(%)	'09	'10	'11	'12	'13
	4.0	1.6	2.6	0.6	1.8