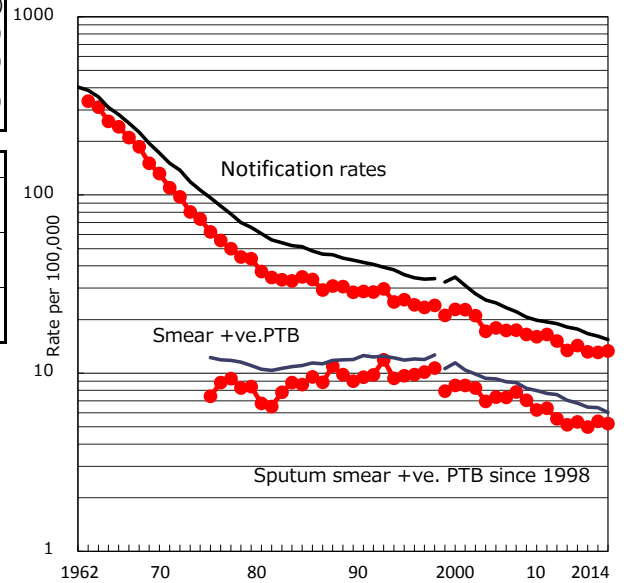


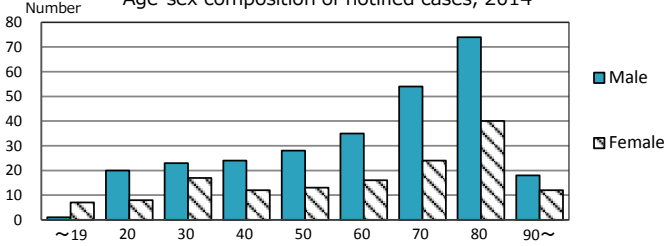
TB statistics in 2014 (Population in Kanagawa 3,202,408)	
Among newly registered :	(Japan)
Foreign borns	28 6.6% (5.6%)
TB cases with homeless history	2 0.5% (1.1%)
Male aged 35-59, without job and receiving public assistance	3 4.0% (8.0%)

Trends	'10	'11	'12	'13	'14
Notified cases	431	460	423	420	426
Rate per 100,000 population	13.4	14.3	13.2	13.1	13.3
Sputum smear +ve. pul.cases	165	171	160	172	167
Rate per 100,000 population	5.1	5.3	5.0	5.4	5.2
Latent Tuberculosis Infection	109	207	232	161	211
Rate per 100,000 population	3.4	6.4	7.2	5.0	6.6

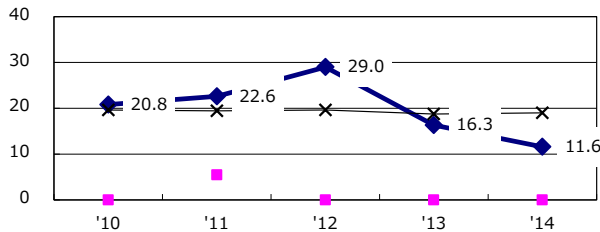
Trends of TB notification rates, all forms and smear +ve.PTB



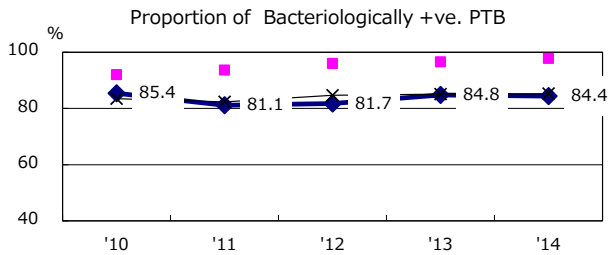
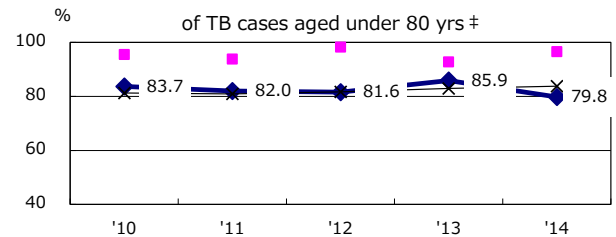
Age-sex composition of notified cases, 2014



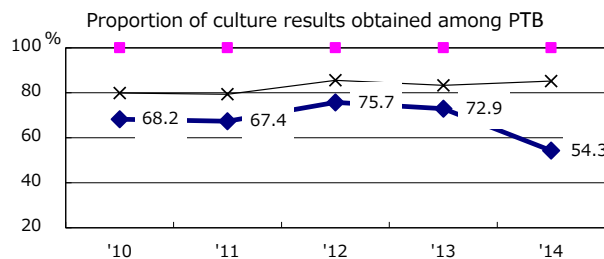
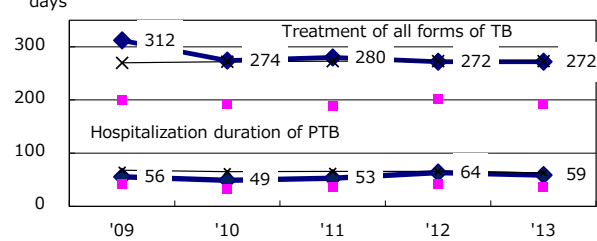
Proportion of cases with total diagnosis delay(> 3 mths) among symptomatic PTB*



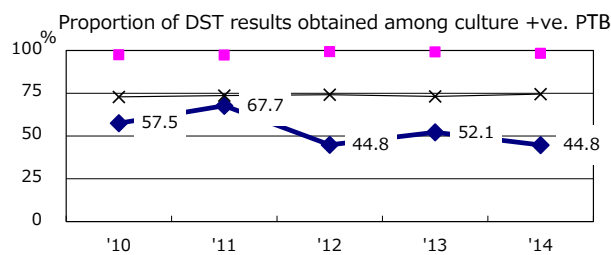
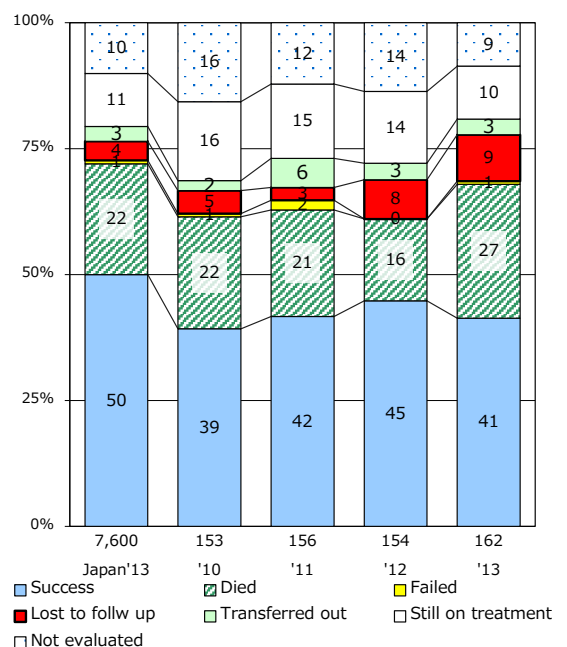
Proportion of TX with HRZ-E/S among all forms of TB cases aged under 80 yrs †



Median duration of treatment of all forms and hospitalization among PTB



Treatment outcomes of new sputum smear +ve.TB



PTB : pumonary TB

† Excluding unknown delay(%)	'10	'11	'12	'13	'14
	69.4	64.4	71.7	60.9	60.1

‡ Excluding unknown Tx(%)	'10	'11	'12	'13	'14
	1.6	2.6	0.6	1.8	1.8