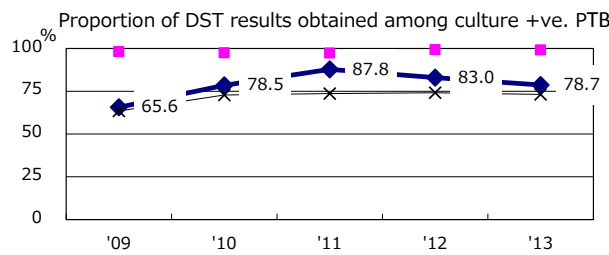
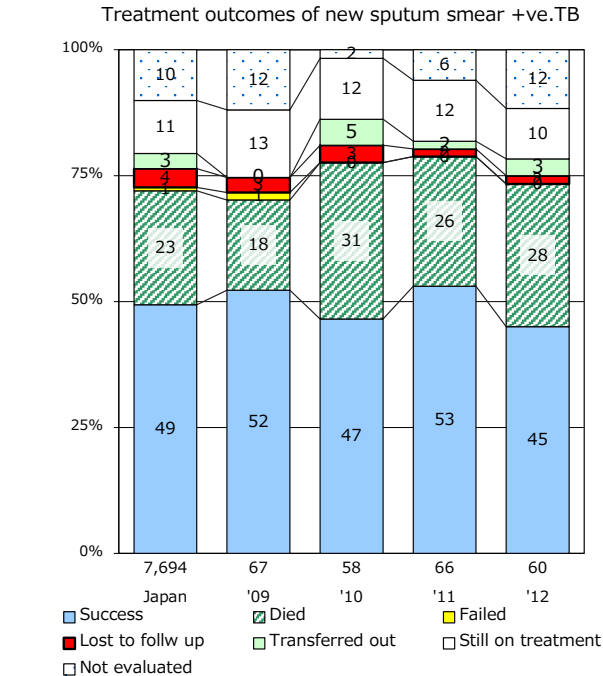
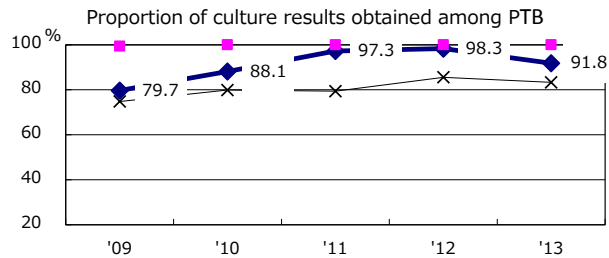
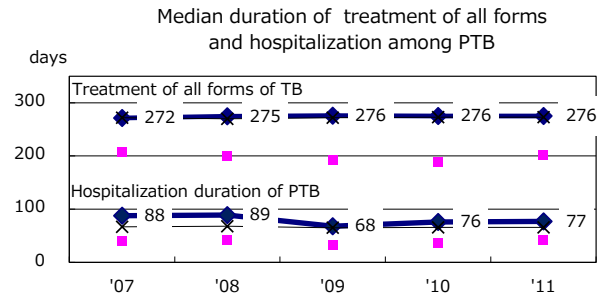
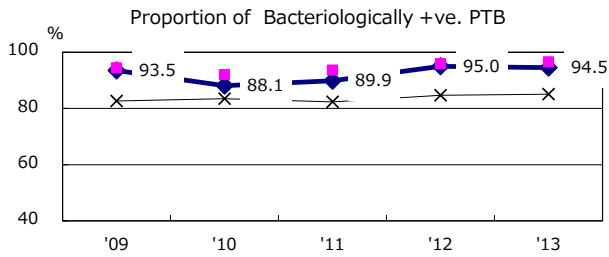
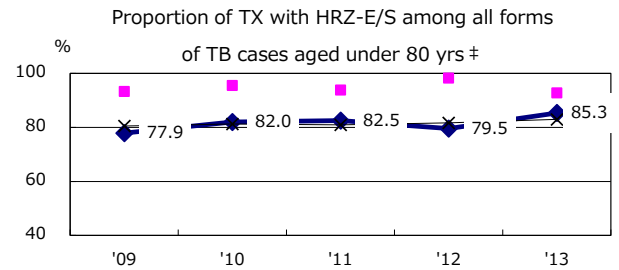
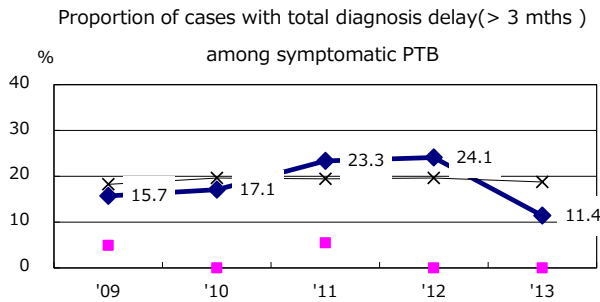
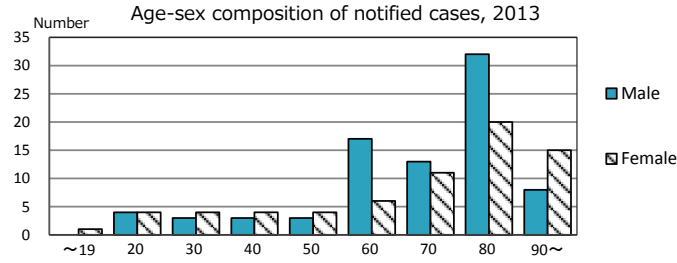
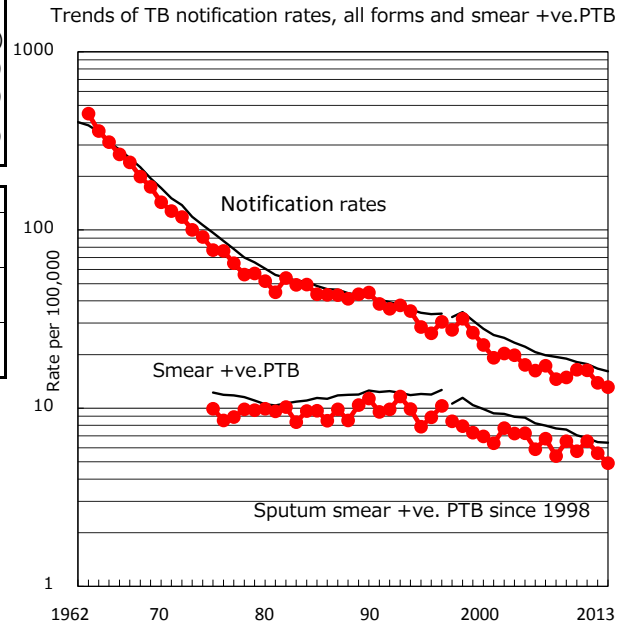


TB statistics in 2013 (Population in Ishikawa 1,159,467)	
Among newly registered : (Japan)	
Foreign borns	6 3.9% (5.0%)
TB cases with homeless history	1 0.7% (1.6%)
Male aged 35-59, without job and receiving public assistance	0 0.0% (10.8%)

Trends	'09	'10	'11	'12	'13
Notified cases	173	192	190	161	152
Rate per 100,000 population	14.9	16.4	16.3	13.8	13.1
Sputum smear +ve. pul.cases	76	67	76	65	57
Rate per 100,000 population	6.5	5.7	6.5	5.6	4.9
Latent Tuberculosis Infection	24	20	82	35	44
Rate per 100,000 population	2.1	1.7	7.0	3.0	3.8



PTB : pumonyary TB

† Excluding unknown delay(%)	'09	'10	'11	'12	'13
	23.3	28.7	10.0	8.8	11.2

‡ Excluding unknown Tx(%)	'09	'10	'11	'12	'13
	1.0	2.0	2.8	1.1	2.6