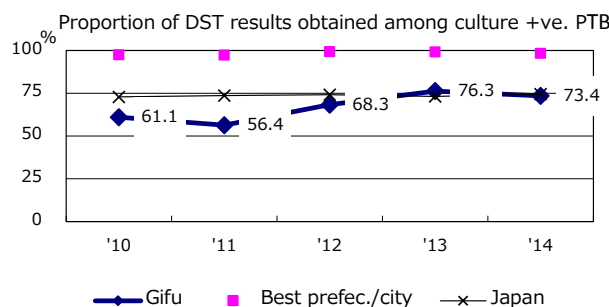
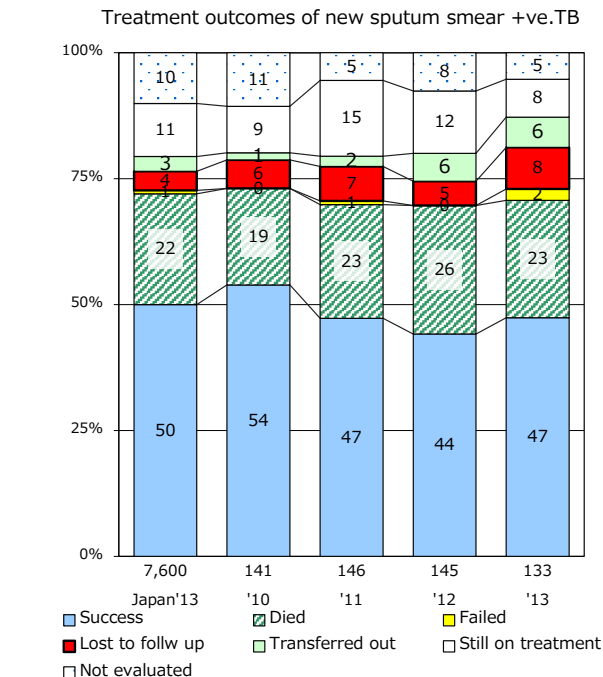
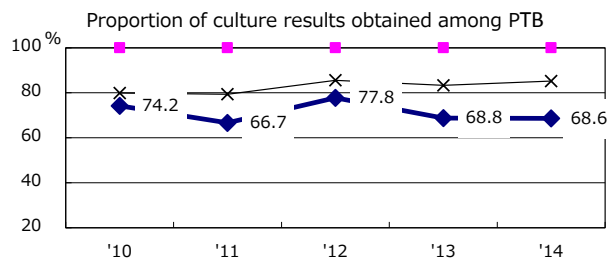
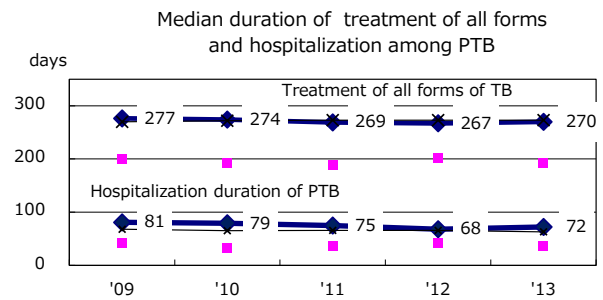
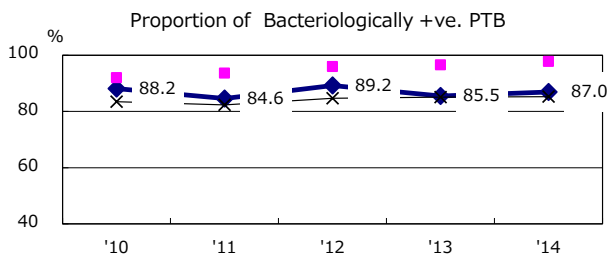
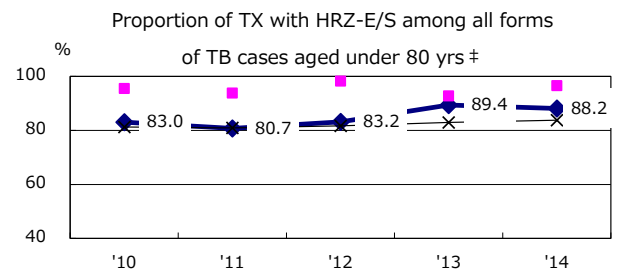
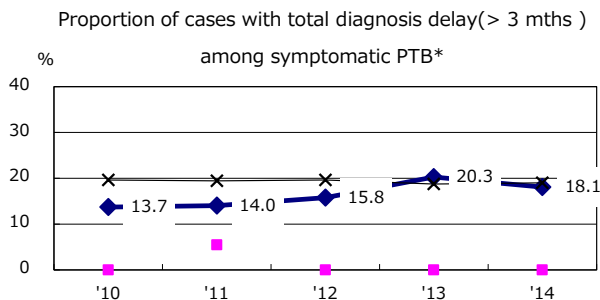
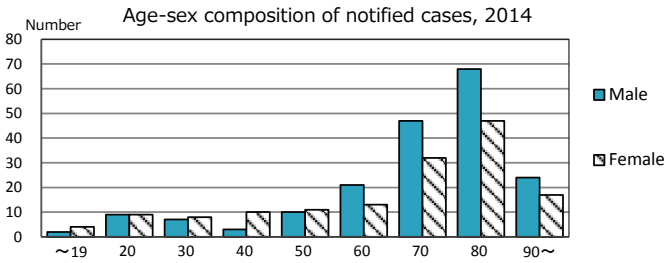
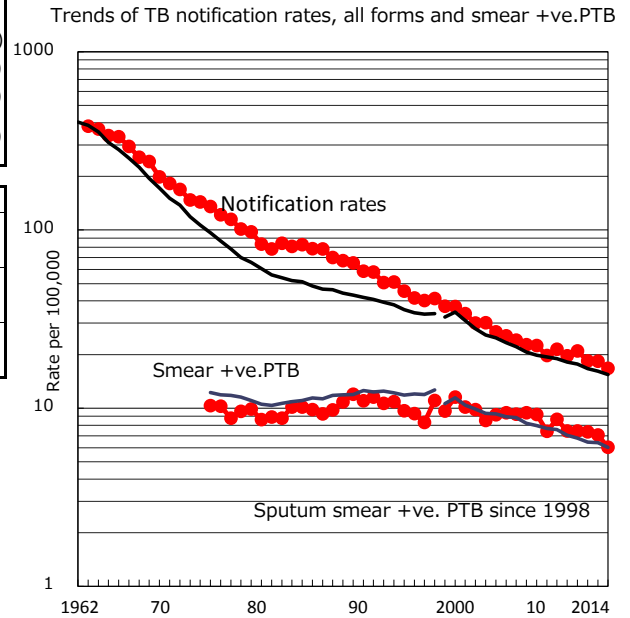


| | |
|--|----------------|
| TB statistics in 2014 (Population in Gifu 2,041,207) | |
| Among newly registered : (Japan) | |
| Foreign borns | 30 8.8% (5.6%) |
| TB cases with homeless history | 1 0.3% (1.1%) |
| Male aged 35-59, without job and receiving public assistance | 0 0.0% (8.0%) |

| Trends | '10 | '11 | '12 | '13 | '14 |
|-------------------------------|------|------|------|------|------|
| Notified cases | 410 | 434 | 380 | 376 | 342 |
| Rate per 100,000 population | 19.7 | 21.0 | 18.4 | 18.3 | 16.8 |
| Sputum smear +ve. pul.cases | 155 | 154 | 152 | 145 | 123 |
| Rate per 100,000 population | 7.4 | 7.4 | 7.4 | 7.1 | 6.0 |
| Latent Tuberculosis Infection | 49 | 144 | 89 | 75 | 80 |
| Rate per 100,000 population | 2.4 | 7.0 | 4.3 | 3.7 | 3.9 |



PTB : pumonyary TB

| | | | | | |
|------------------------------|------|------|------|------|------|
| † Excluding unknown delay(%) | '10 | '11 | '12 | '13 | '14 |
| | 20.8 | 27.8 | 22.3 | 28.5 | 24.6 |

| | | | | | |
|---------------------------|-----|-----|-----|-----|-----|
| ‡ Excluding unknown Tx(%) | '10 | '11 | '12 | '13 | '14 |
| | 0.0 | 0.8 | 1.4 | 0.5 | 0.0 |