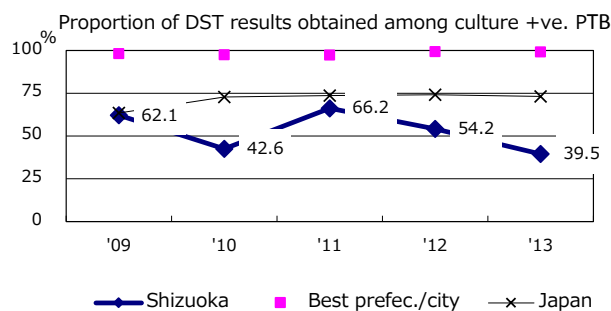
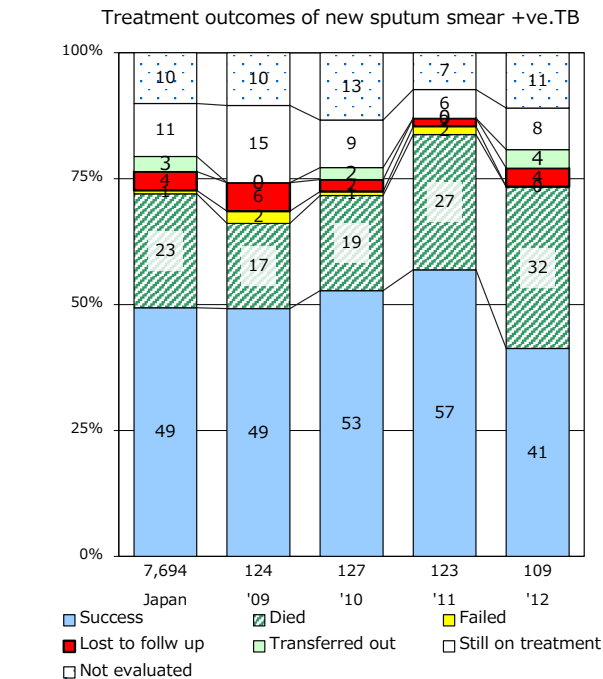
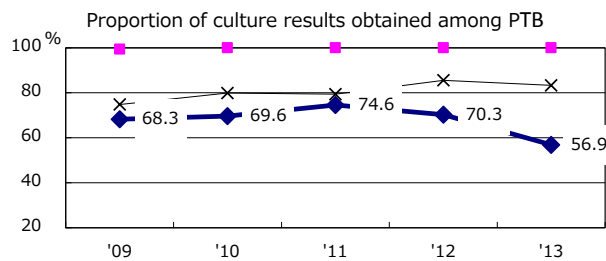
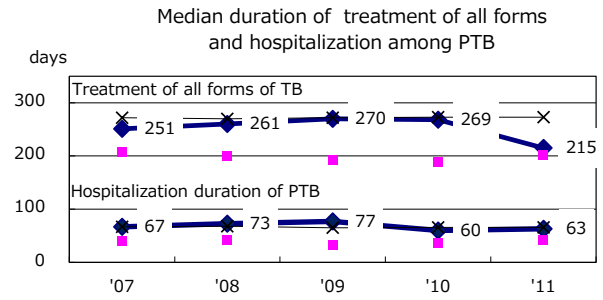
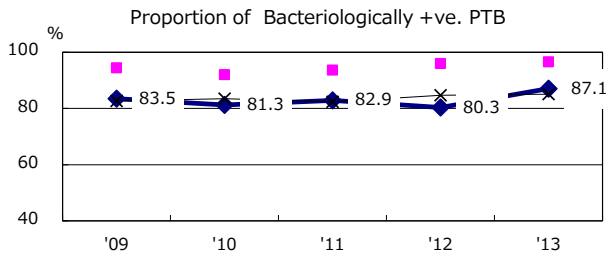
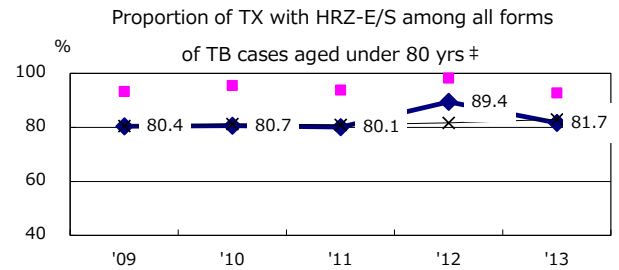
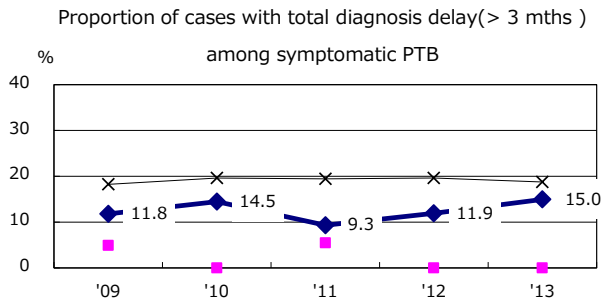
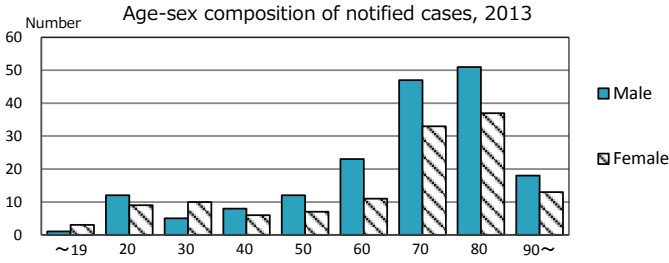
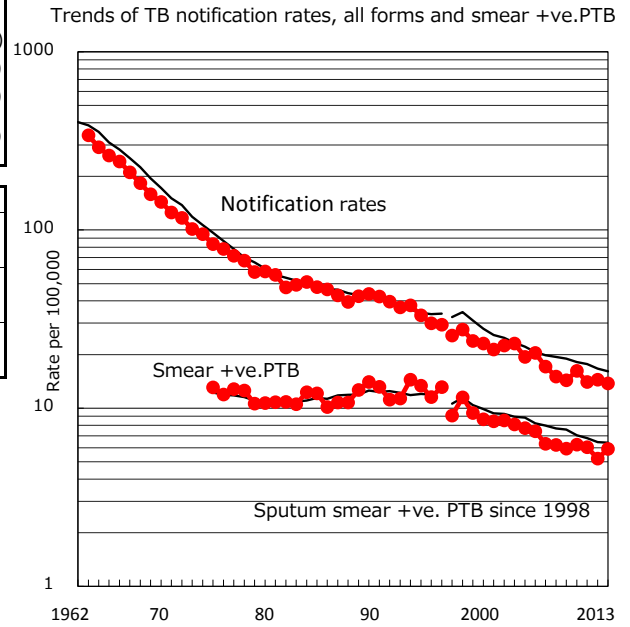


TB statistics in 2013 ( Population in Shizuoka 2,219,779 )	
Among newly registered : (Japan)	
Foreign borns	25 8.2% (5.0%)
TB cases with homeless history	0 0.0% (1.6%)
Male aged 35-59, without job and receiving public assistance	1 4.0% (10.8%)

Trends	'09	'10	'11	'12	'13
Notified cases	324	361	314	318	306
Rate per 100,000 population	14.3	16.2	14.0	14.4	13.8
Sputum smear +ve. pul.cases	134	139	135	115	131
Rate per 100,000 population	5.9	6.2	6.0	5.2	5.9
Latent Tuberculosis Infection	31	47	57	80	74
Rate per 100,000 population	1.4	2.1	2.5	3.6	3.3



PTB : pumonyary TB

† Excluding unknown delay(%)	'09	'10	'11	'12	'13
	46.0	31.9	11.5	25.0	40.9

‡ Excluding unknown Tx(%)	'09	'10	'11	'12	'13
	8.5	4.9	1.7	6.3	6.4