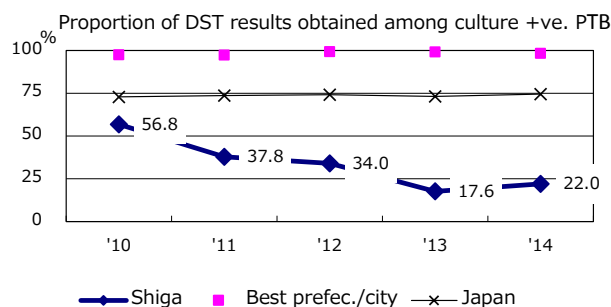
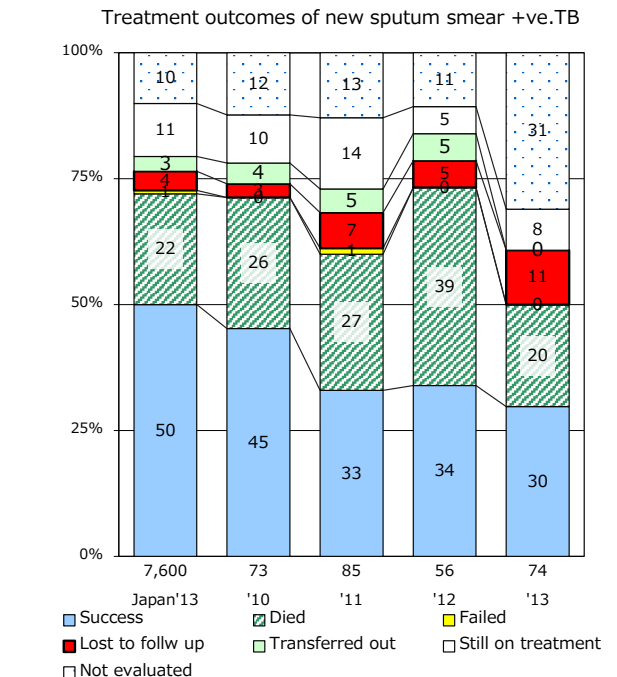
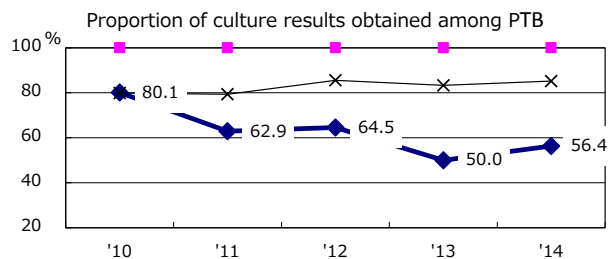
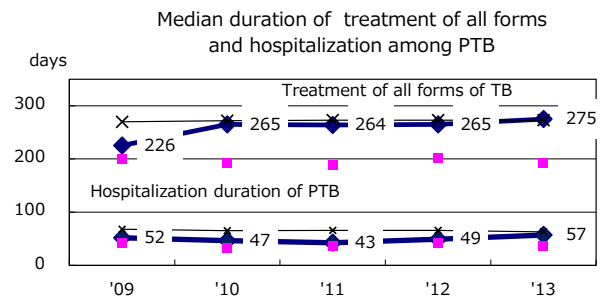
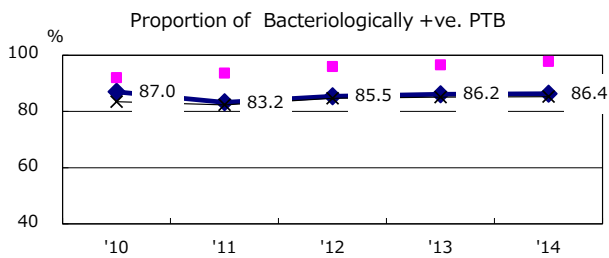
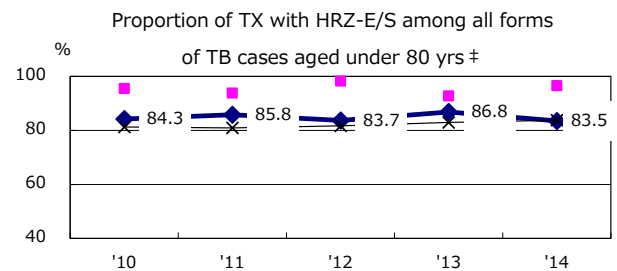
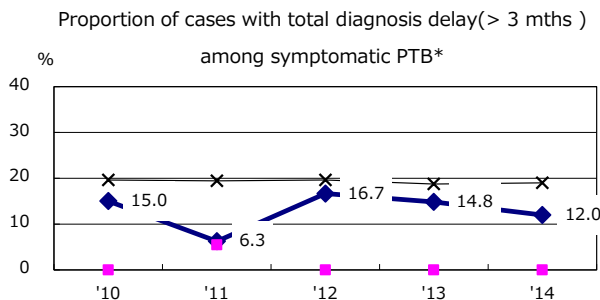
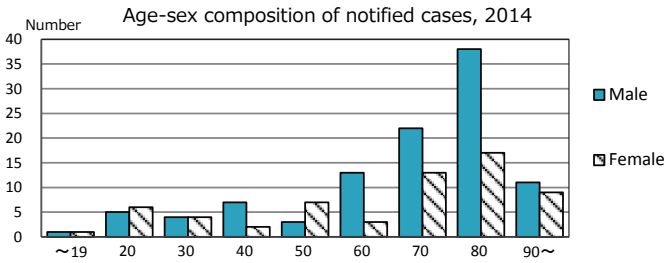
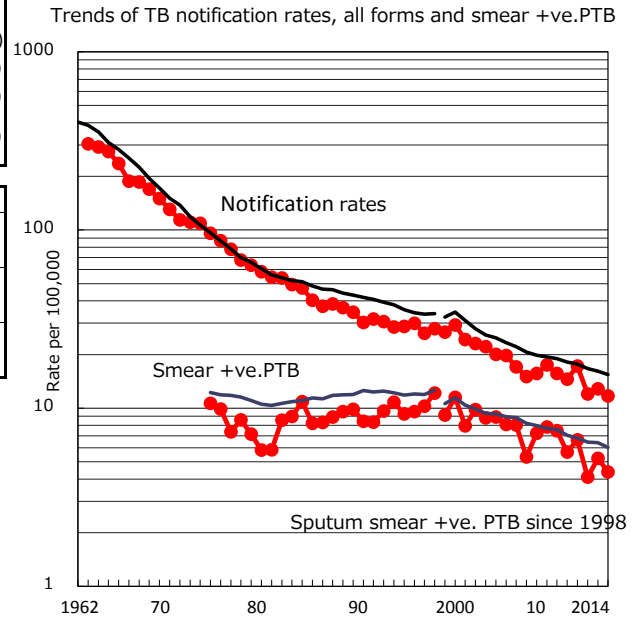


TB statistics in 2014 (Population in Shiga 1,415,515)	
Among newly registered : (Japan)	
Foreign borns	7 4.2% (5.6%)
TB cases with homeless history	2 1.2% (1.1%)
Male aged 35-59, without job and receiving public assistance	2 14.3% (8.0%)

Trends	'10	'11	'12	'13	'14
Notified cases	205	244	170	182	166
Rate per 100,000 population	14.5	17.3	12.0	12.9	11.7
Sputum smear +ve. pul.cases	80	94	58	74	62
Rate per 100,000 population	5.7	6.7	4.1	5.2	4.4
Latent Tuberculosis Infection	33	92	76	91	61
Rate per 100,000 population	2.3	6.5	5.4	6.4	4.3



PTB : pulmonary TB

† Excluding unknown delay(%)	'10	'11	'12	'13	'14
	8.3	39.6	61.0	73.8	68.4

‡ Excluding unknown Tx(%)	'10	'11	'12	'13	'14
	3.8	2.0	0.0	10.8	6.6