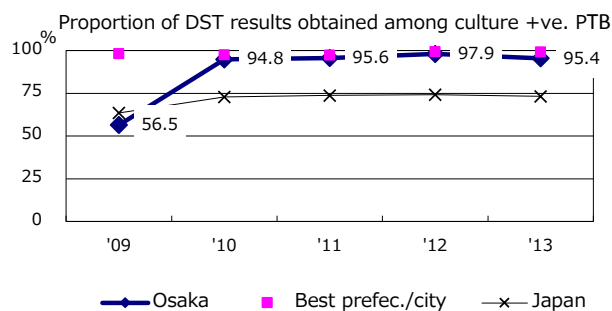
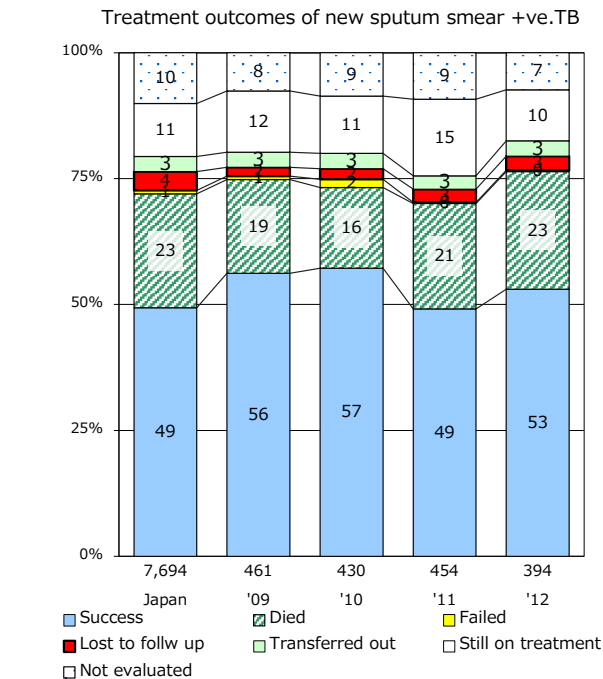
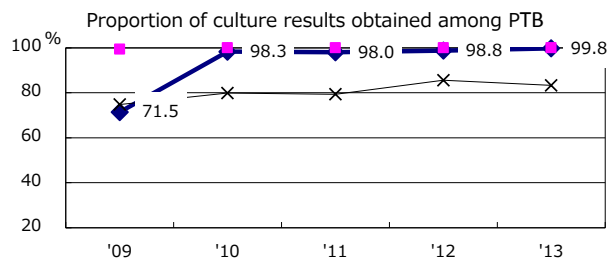
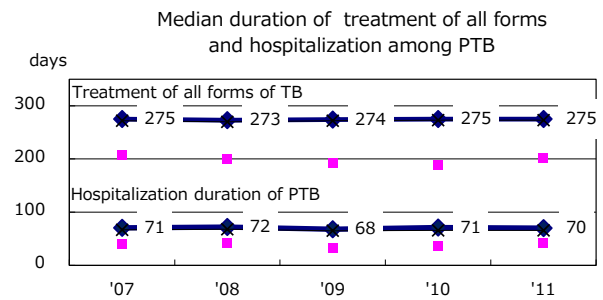
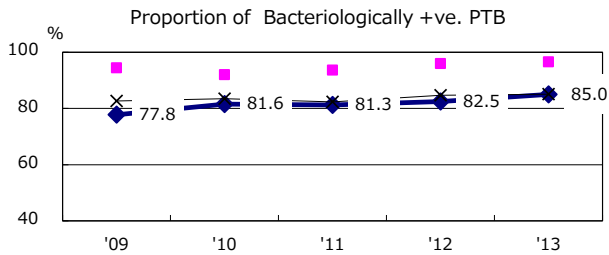
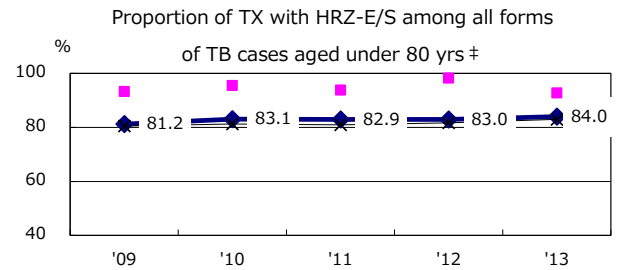
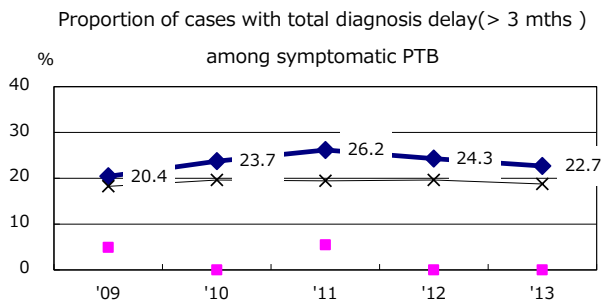
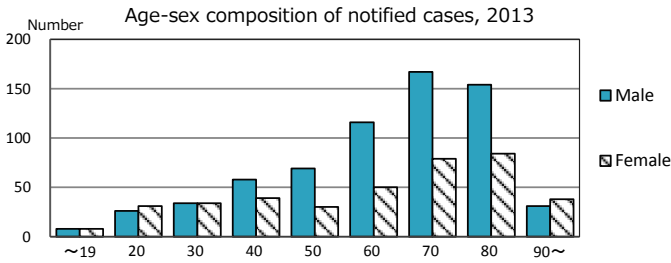
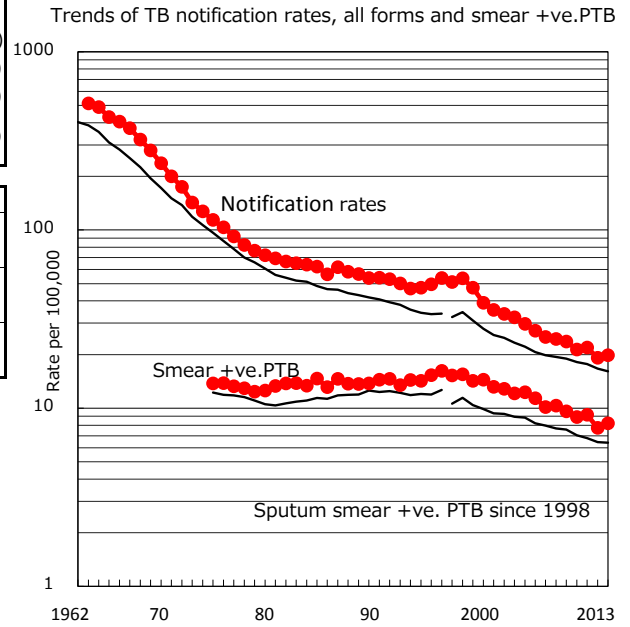


TB statistics in 2013 (Population in Osaka 5,324,421)	
Among newly registered : (Japan)	
Foreign borns	29 2.7% (5.0%)
TB cases with homeless history	1 0.1% (1.6%)
Male aged 35-59, without job and receiving public assistance	11 6.8% (10.8%)

Trends	'09	'10	'11	'12	'13
Notified cases	1,255	1,143	1,170	1,023	1,056
Rate per 100,000 population	23.7	21.3	21.9	19.2	19.8
Sputum smear +ve. pul.cases	508	477	491	413	438
Rate per 100,000 population	9.6	8.9	9.2	7.7	8.2
Latent Tuberculosis Infection	222	180	394	373	373
Rate per 100,000 population	4.2	3.4	7.4	7.0	7.0



PTB : pumonary TB

† Excluding unknown delay(%)

	'09	'10	'11	'12	'13
33.0	26.2	17.1	26.6	6.9	

‡ Excluding unknown Tx(%)

	'09	'10	'11	'12	'13
4.8	1.2	0.9	1.1	0.8	