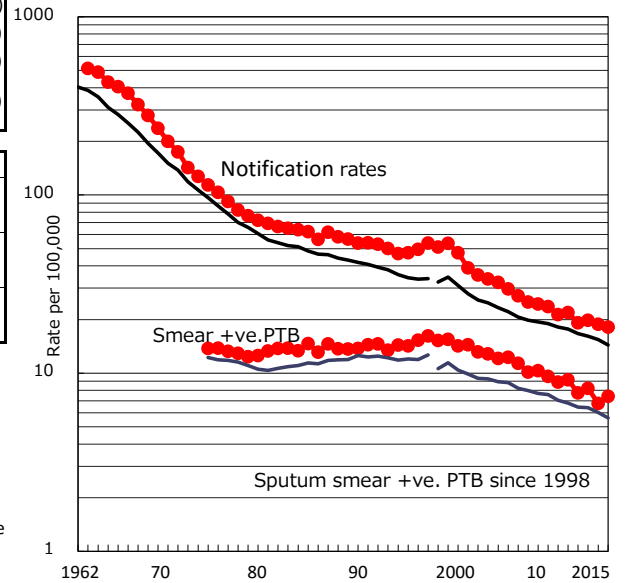


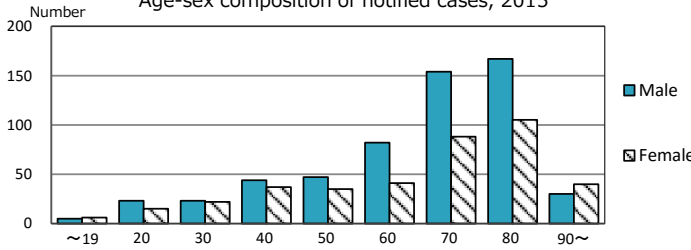
TB statistics in 2015		(Population in Osaka		5,307,275)	
Among newly notified :					
(Japan)					
Foreign borns	17	1.8%	(6.4%)		
TB cases with homeless history	1	0.1%	(0.9%)		
Male aged 35-59, without job and receiving public assistance	6	5.3%	(9.0%)		

Trends	'11	'12	'13	'14	'15
Notified cases	1,170	1,023	1,056	999	964
Rate per 100,000 population	21.9	19.2	19.8	18.8	18.2
Sputum smear +ve. PTB	491	413	438	359	393
Rate per 100,000 population	9.2	7.7	8.2	6.8	7.4
Latent Tuberculosis Infection	394	373	373	288	320
Rate per 100,000 population	7.4	7.0	7.0	5.4	6.0

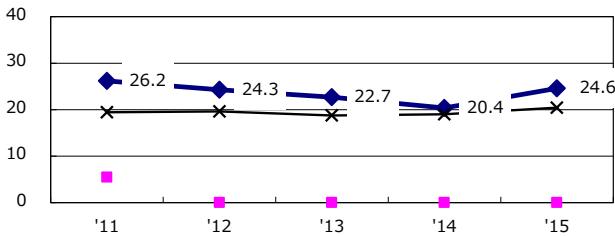
Trends of TB notification rates, all forms and smear +ve. PTB



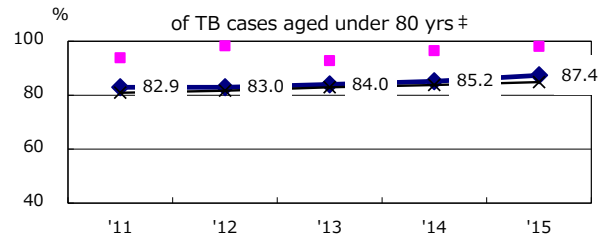
Age-sex composition of notified cases, 2015



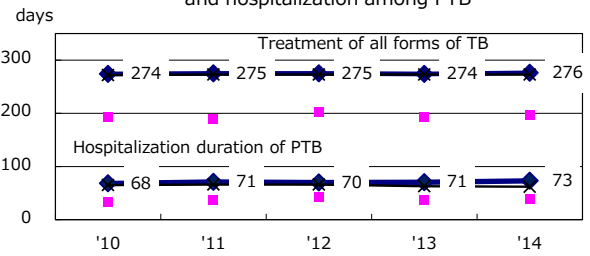
Proportion of cases with total diagnosis delay (> 3 mths) among symptomatic PTB*



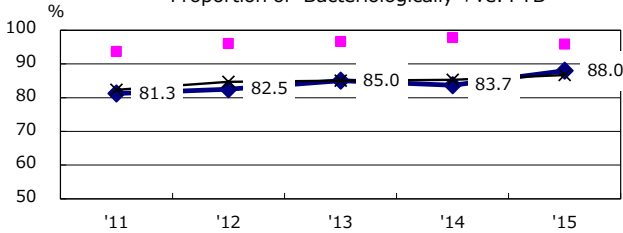
Proportion of TX with HRZ-E/S among all forms of TB cases aged under 80 yrs †



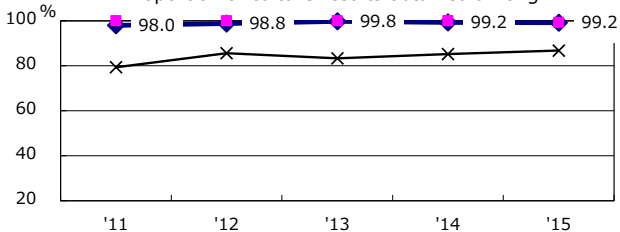
Median duration of treatment of all forms and hospitalization among PTB



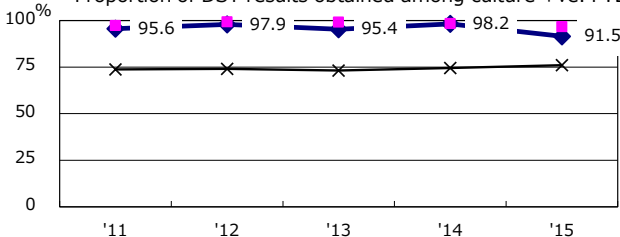
Proportion of Bacteriologically +ve. PTB



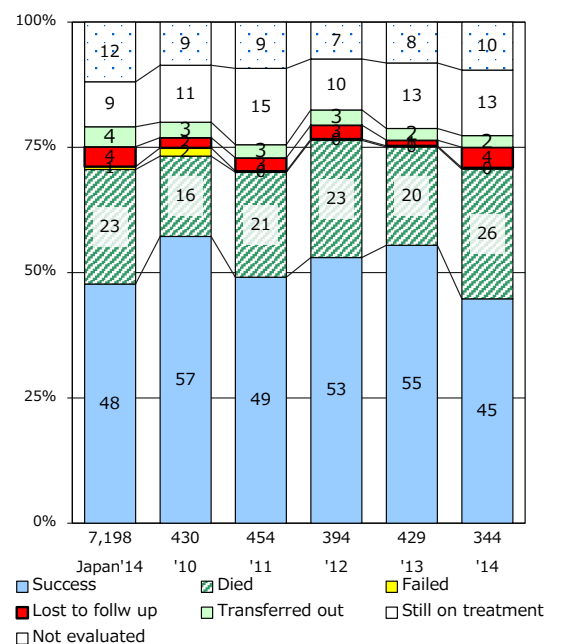
Proportion of culture results obtained among PTB



Proportion of DST results obtained among culture +ve. PTB



Treatment outcomes of new sputum smear +ve. TB



PTB : pulmonary TB

† Excluding unknown delay(%)	'11	'12	'13	'14	'15
	17.1	26.6	6.9	16.2	4.9

‡ Excluding unknown Tx(%)	'11	'12	'13	'14	'15
	0.9	1.1	0.8	1.1	1.9