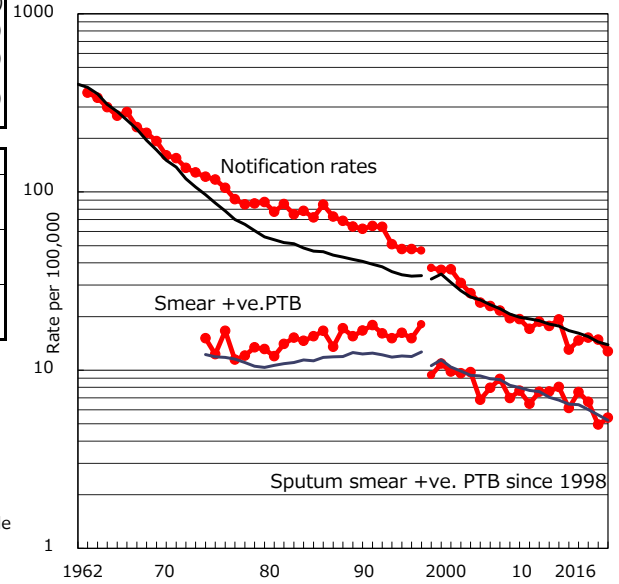


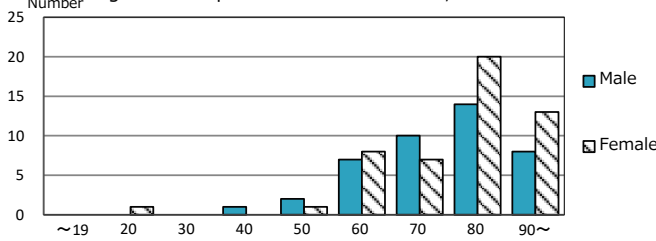
TB statistics in 2016 (Population in Kochi 720,972)	
Among newly notified : (Japan)	
Foreign borns	1 1.1% (7.6%)
TB cases with homeless history	2 2.2% (1.0%)
Male aged 35-59, without job and receiving public assistance	0 0.0% (7.7%)

Trends	'12	'13	'14	'15	2016
Notified cases	98	109	112	108	92
Rate per 100,000 population	13.0	14.6	15.2	14.8	12.8
Sputum smear +ve. PTB	46	56	49	36	39
Rate per 100,000 population	6.1	7.5	6.6	4.9	5.4
Latent Tuberculosis Infection	27	10	18	9	26
Rate per 100,000 population	3.6	1.3	2.4	1.2	3.6

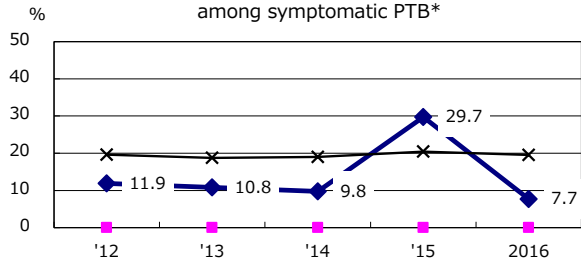
Trends of TB notification rates, all forms and smear +ve.PTB



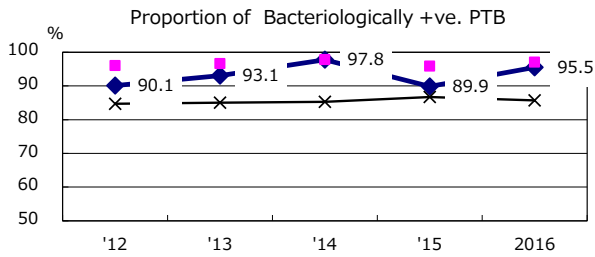
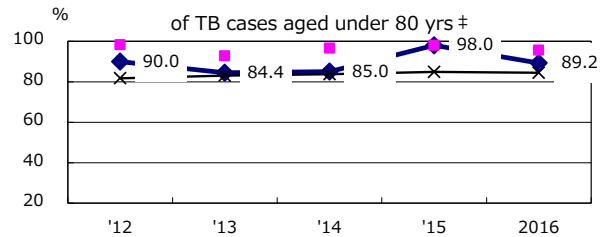
Age-sex composition of notified cases, 2016



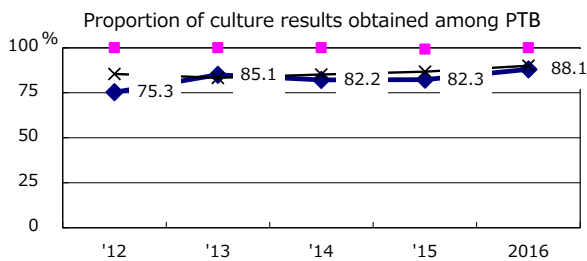
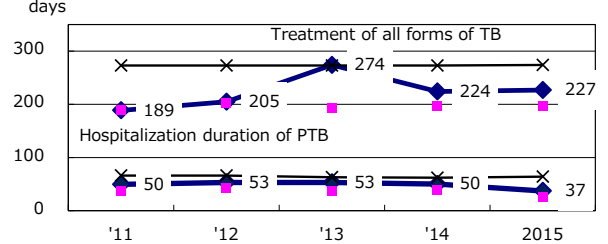
Proportion of cases with total diagnosis delay (> 3 mths) among symptomatic PTB*



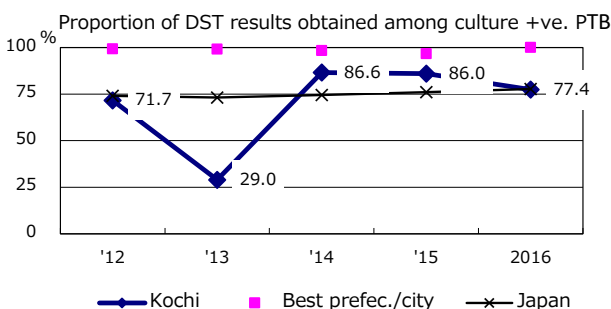
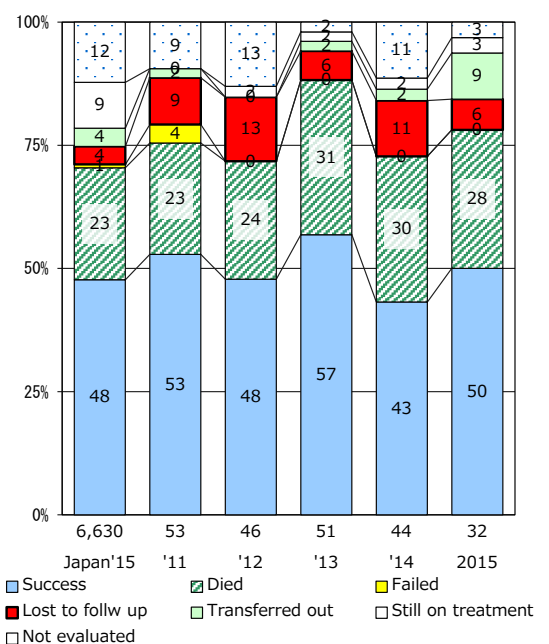
Proportion of TX with HRZ-E/S among all forms of TB cases aged under 80 yrs †



Median duration of treatment of all forms and hospitalization among PTB



Treatment outcomes of new sputum smear +ve.TB



PTB : pulmonary TB

† Excluding unknown delay(%)	'12	'13	'14	'15	2016
	10.6	51.3	45.3	39.3	25.0

‡ Excluding unknown Tx(%)	'12	'13	'14	'15	2016
	2.0	2.2	1.6	0.0	0.0