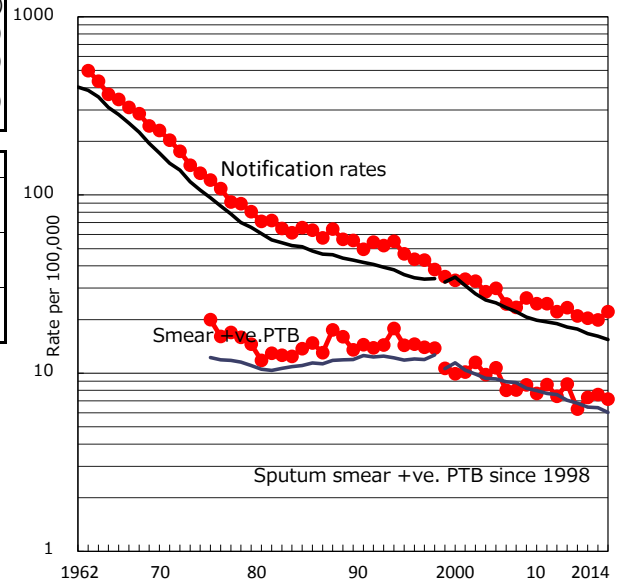


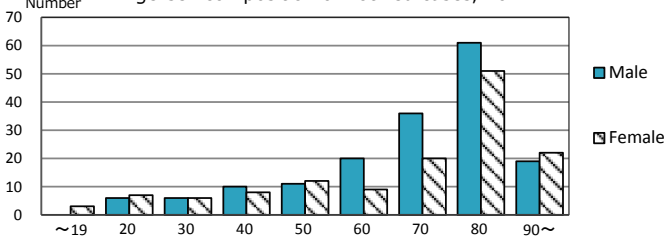
TB statistics in 2014 (Population in Nagasaki 1,386,468)	
Among newly registered : (Japan)	
Foreign borns	11 3.6% (5.6%)
TB cases with homeless history	0 0.0% (1.1%)
Male aged 35-59, without job and receiving public assistance	1 3.7% (8.0%)

Trends	'10	'11	'12	'13	'14
Notified cases	332	297	286	278	307
Rate per 100,000 population	23.3	21.0	20.3	19.9	22.1
Sputum smear +ve. pul.cases	124	89	103	106	99
Rate per 100,000 population	8.7	6.3	7.3	7.6	7.1
Latent Tuberculosis Infection	33	91	73	102	146
Rate per 100,000 population	2.3	6.4	5.2	7.3	10.5

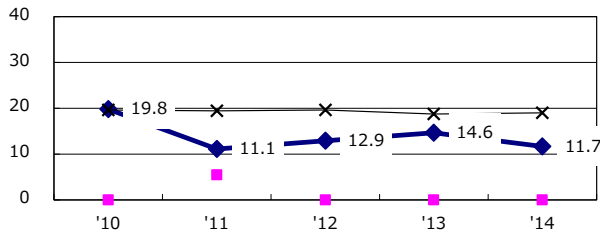
Trends of TB notification rates, all forms and smear +ve.PTB



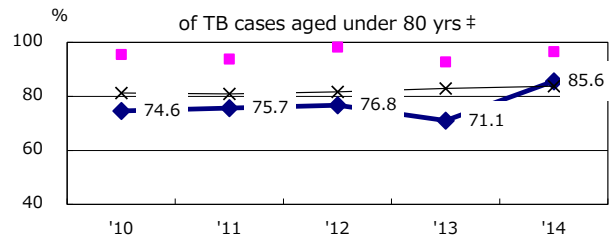
Age-sex composition of notified cases, 2014



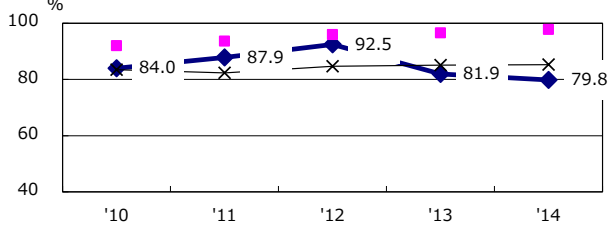
Proportion of cases with total diagnosis delay(> 3 mths) among symptomatic PTB*



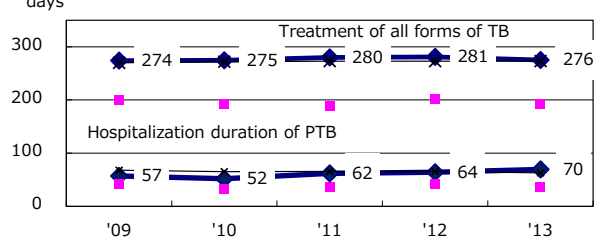
Proportion of TX with HRZ-E/S among all forms of TB cases aged under 80 yrs †



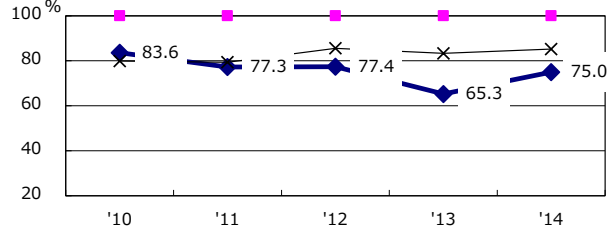
Proportion of Bacteriologically +ve. PTB



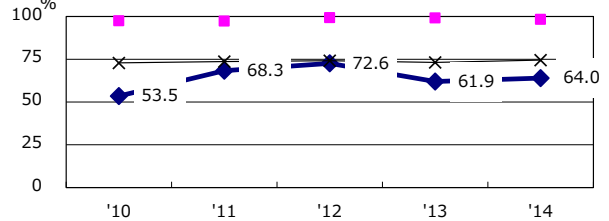
Median duration of treatment of all forms and hospitalization among PTB



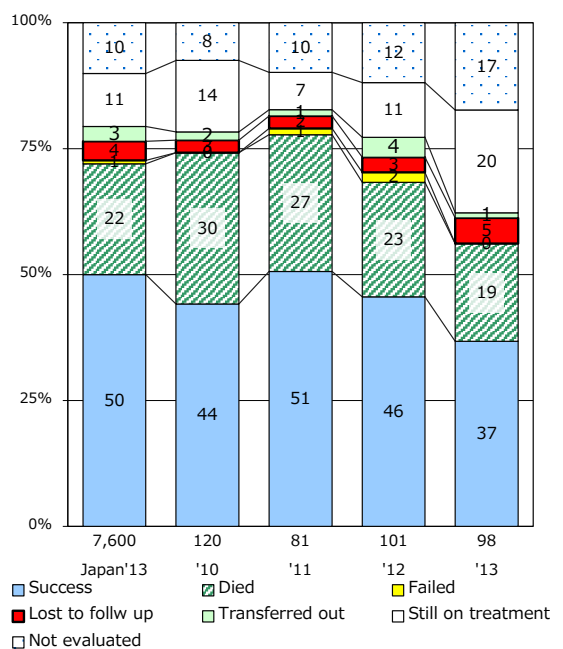
Proportion of culture results obtained among PTB



Proportion of DST results obtained among culture +ve. PTB



Treatment outcomes of new sputum smear +ve.TB



PTB : pumonyary TB

† Excluding unknown delay(%)	'10	'11	'12	'13	'14
	49.2	50.6	42.9	51.5	52.5

‡ Excluding unknown Tx(%)	'10	'11	'12	'13	'14
	1.1	0.7	0.0	2.6	0.6