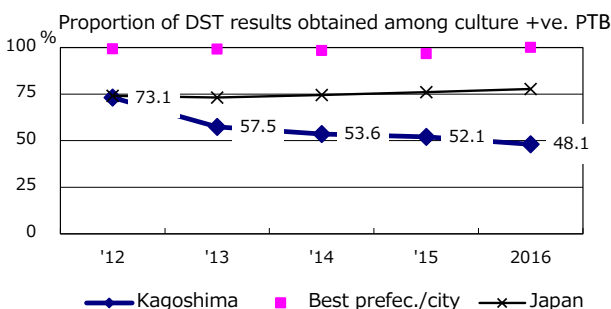
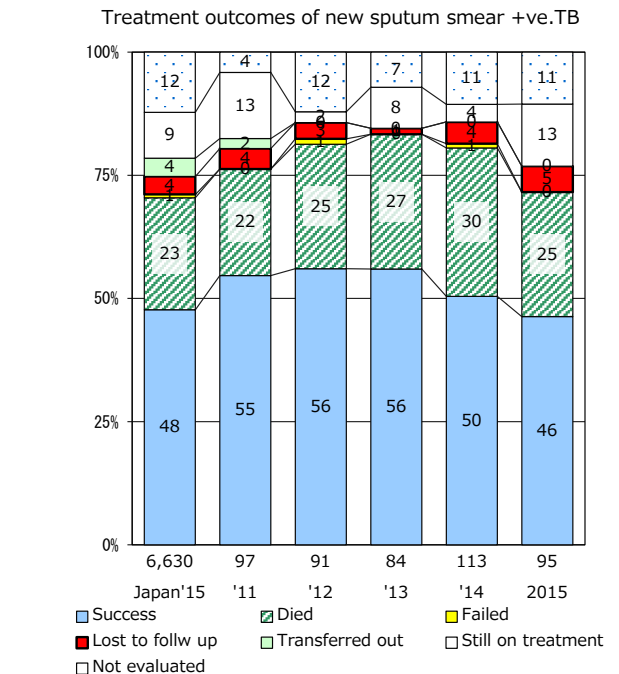
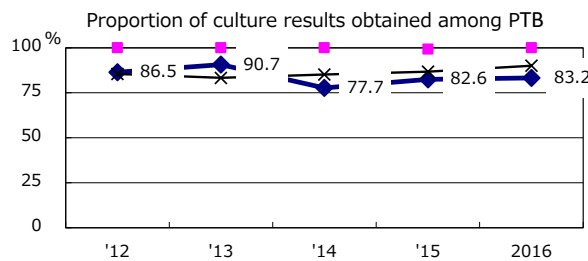
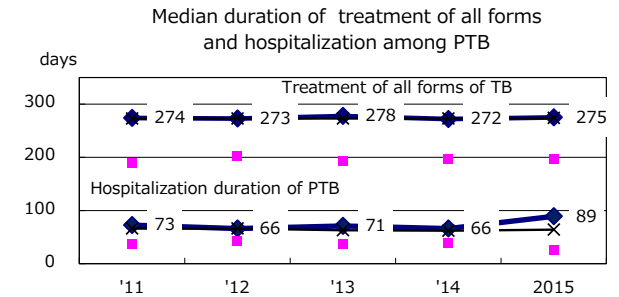
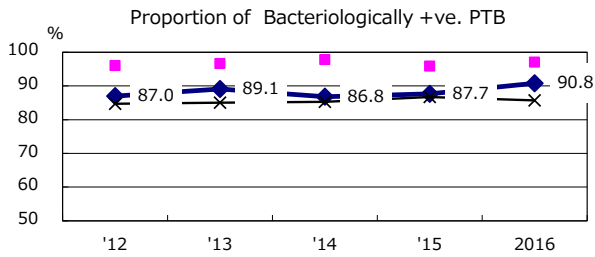
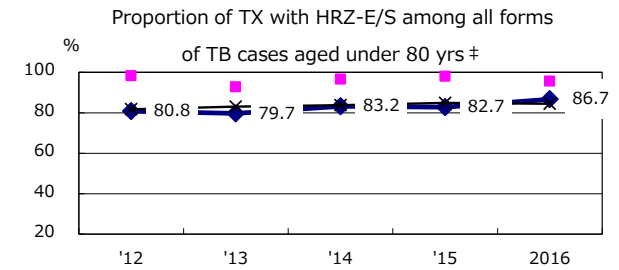
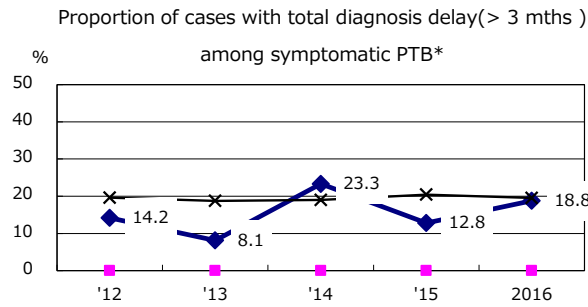
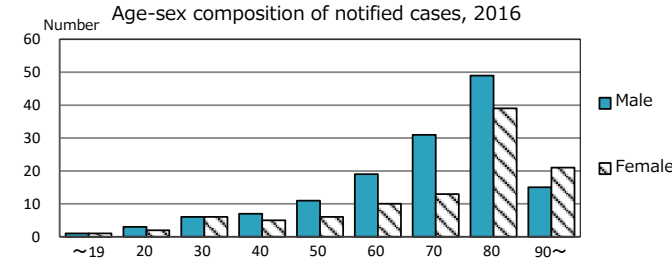
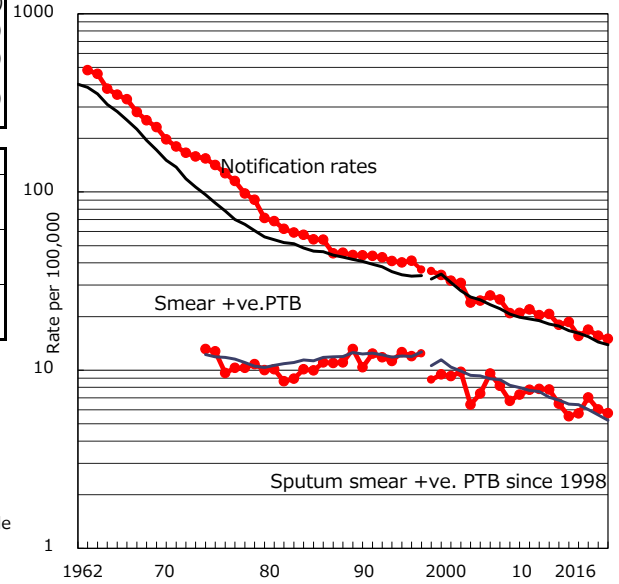


TB statistics in 2016 ( Population in Kagoshima 1,637,253 )	
Among newly notified : (Japan)	
Foreign borns	4 1.6% (7.6%)
TB cases with homeless history	0 0.0% (1.0%)
Male aged 35-59,without job and receiving public assistance	0 0.0% (7.7%)

Trends	'12	'13	'14	'15	2016
Notified cases	314	261	281	257	245
Rate per 100,000 population	18.6	15.5	16.8	15.6	15.0
Sputum smear +ve. PTB	93	96	117	99	94
Rate per 100,000 population	5.5	5.7	7.0	6.0	5.7
Latent Tuberculosis Infection	48	48	63	68	77
Rate per 100,000 population	2.8	2.9	3.8	4.1	4.7

Trends of TB notification rates, all forms and smear +ve.PTB



PTB : pulmonary TB

† Excluding unknown delay(%)	'12	'13	'14	'15	2016
	36.5	29.7	33.7	33.1	38.5

‡ Excluding unknown Tx(%)	'12	'13	'14	'15	2016
	2.7	3.9	7.4	2.2	0.8