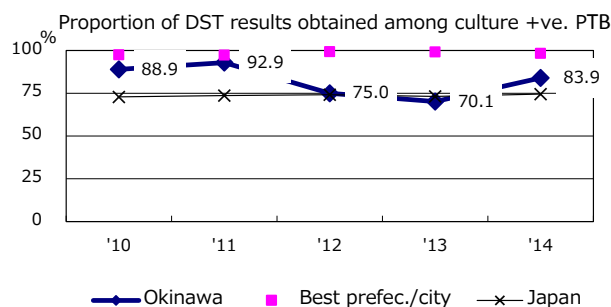
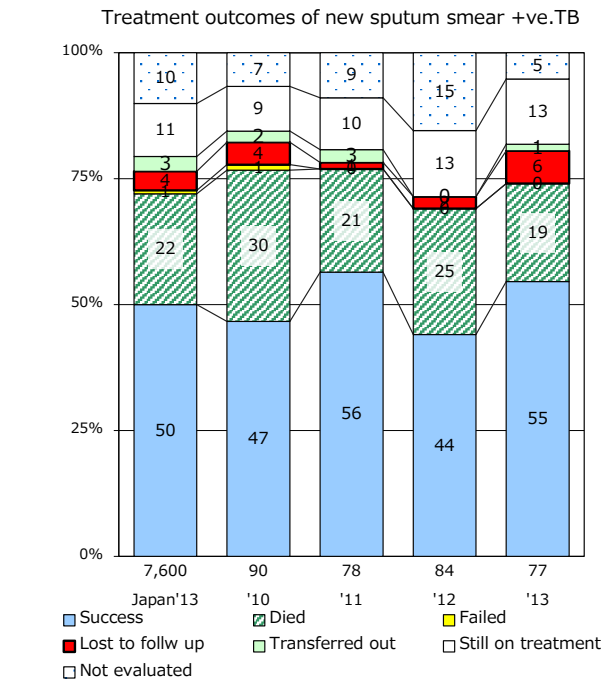
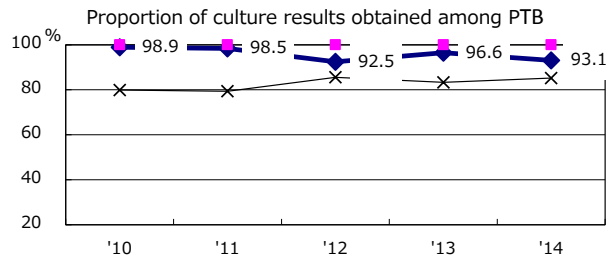
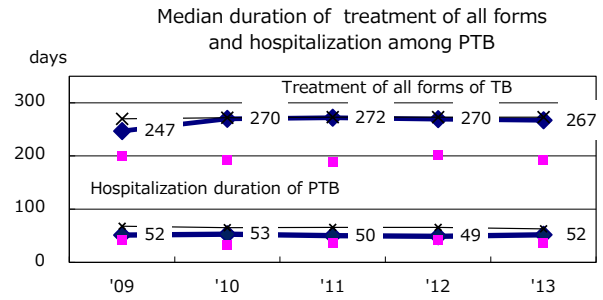
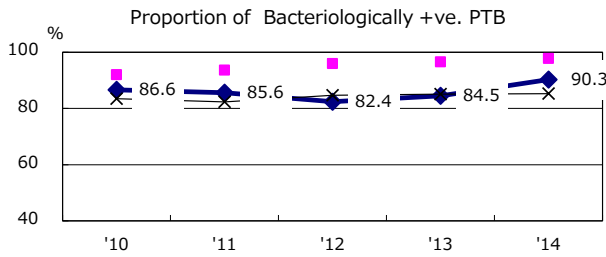
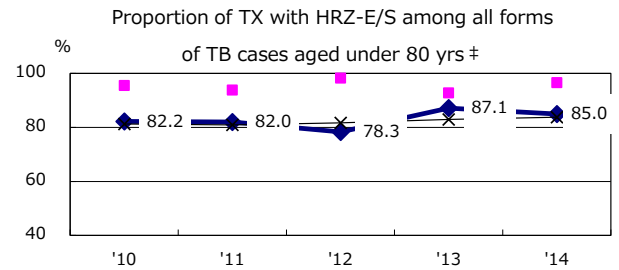
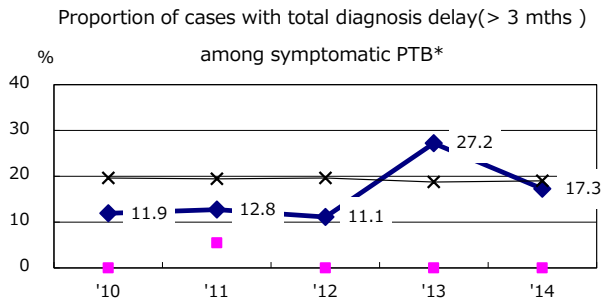
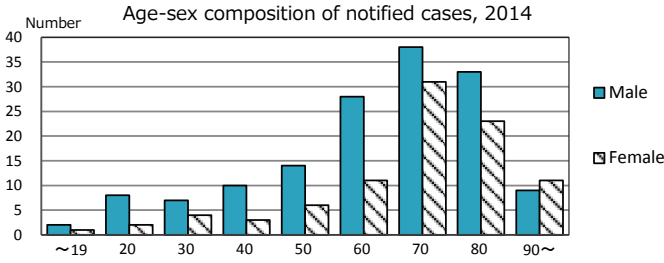
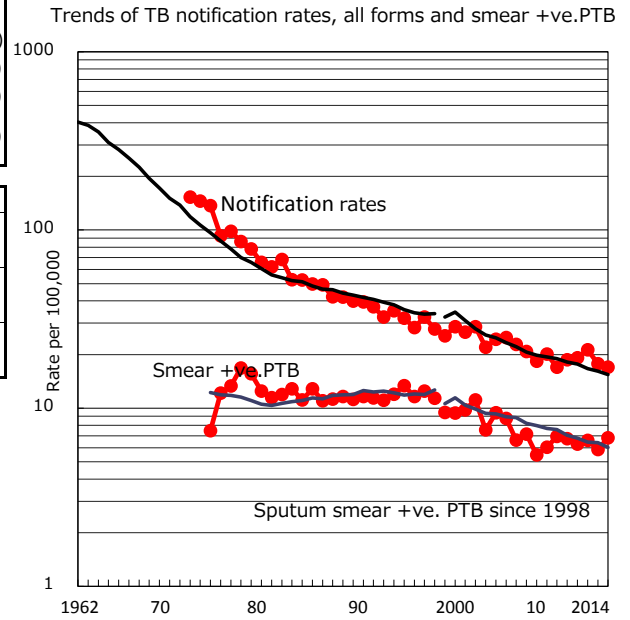


TB statistics in 2014 (Population in Okinawa		1,420,865)	
Among newly registered : (Japan)			
Foreign borns	13	5.4%	(5.6%)
TB cases with homeless history	1	0.4%	(1.1%)
Male aged 35-59,without job and receiveing public assistance	2	6.5%	(8.0%)

Trends	'10	'11	'12	'13	'14
Notified cases	260	269	299	251	241
Rate per 100,000 population	18.7	19.2	21.2	17.7	17.0
Sputum smear +ve. pul.cases	94	88	93	83	97
Rate per 100,000 population	6.8	6.3	6.6	5.9	6.8
Latent Tuberculosis Infection	45	94	140	210	182
Rate per 100,000 population	3.2	6.7	9.9	14.8	12.8



PTB : pumonary TB

† Excluding unknown delay(%) '10 0.0 '11 0.0 '12 3.6 '13 9.4 '14 22.0

‡ Excluding unknown Tx(%) '10 1.1 '11 1.6 '12 1.9 '13 0.0 '14 3.0