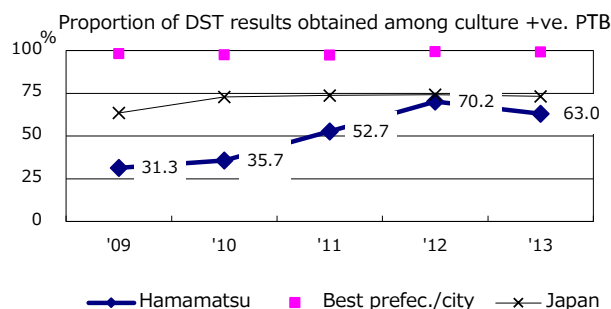
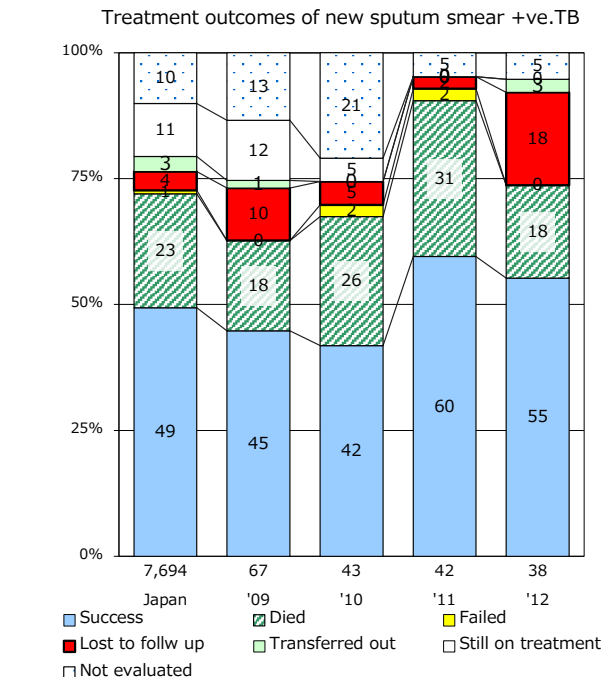
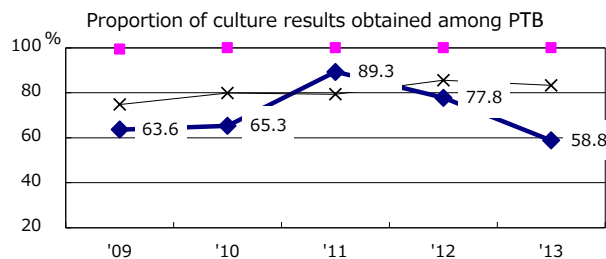
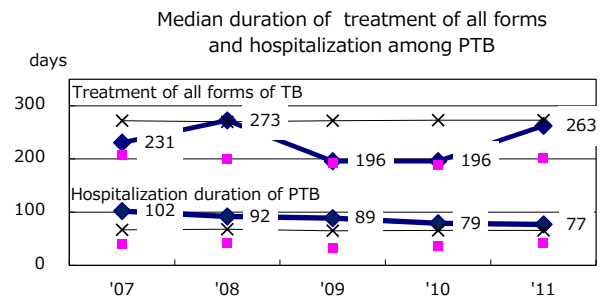
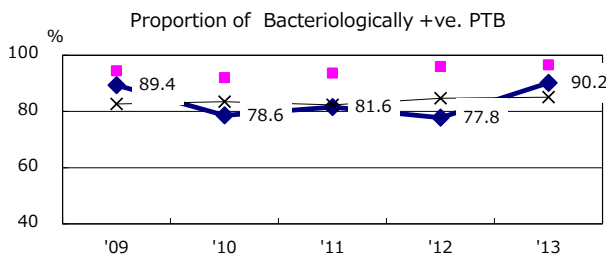
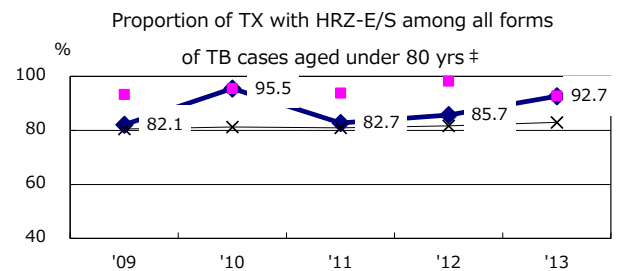
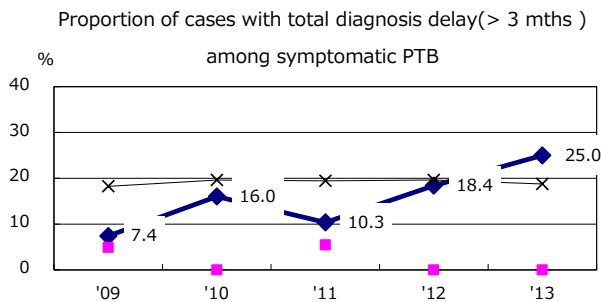
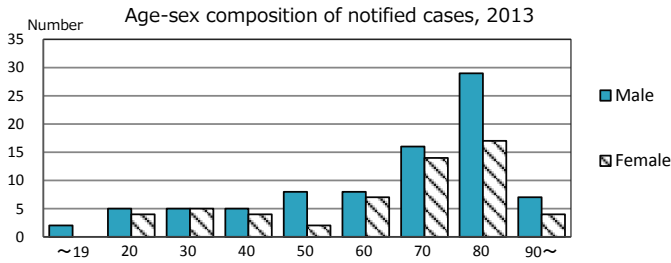
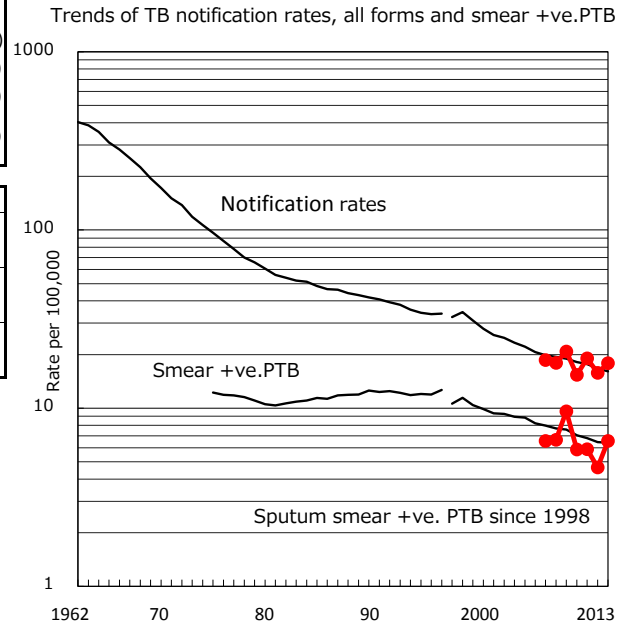


TB statistics in 2013 ( Population in Hamamatsu 793,437 )	
Among newly registered : (Japan)	
Foreign borns	15 10.6% (5.0%)
TB cases with homeless history	2 1.4% (1.6%)
Male aged 35-59, without job and receiving public assistance	1 5.6% (10.8%)

Trends	'09	'10	'11	'12	'13
Notified cases	169	126	152	129	142
Rate per 100,000 population	20.8	15.4	19.0	15.8	17.9
Sputum smear +ve. pul.cases	78	48	47	38	52
Rate per 100,000 population	9.6	5.9	5.9	4.7	6.6
Latent Tuberculosis Infection	12	13	45	38	23
Rate per 100,000 population	1.5	1.6	5.6	4.7	2.9



PTB : pumonary TB

† Excluding unknown delay(%)	'09	'10	'11	'12	'13
	71.0	24.2	56.7	7.5	61.6

‡ Excluding unknown Tx(%)	'09	'10	'11	'12	'13
	7.8	10.7	5.8	1.3	3.5