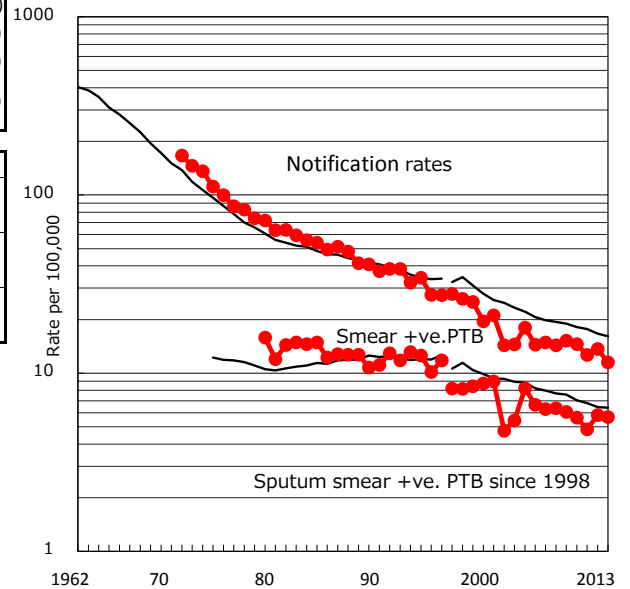


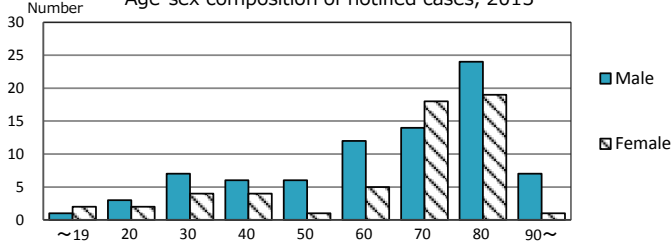
TB statistics in 2013 ( Population in Hiroshima		1,183,156 )
Among newly registered :		(Japan)
Foreign borns	5	3.7% (5.0%)
TB cases with homeless history	0	0.0% (1.6%)
Male aged 35-59,without job and receiveing public assistance	3	15.8% (10.8%)

Trends	'09	'10	'11	'12	'13
Notified cases	178	171	149	162	136
Rate per 100,000 population	15.2	14.6	12.7	13.7	11.5
Sputum smear +ve. pul.cases	71	66	57	69	67
Rate per 100,000 population	6.1	5.6	4.8	5.8	5.7
Latent Tuberculosis Infection	31	37	92	100	51
Rate per 100,000 population	2.6	3.2	7.8	8.4	4.3

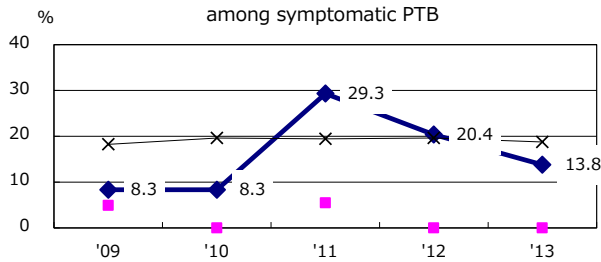
Trends of TB notification rates, all forms and smear +ve.PTB



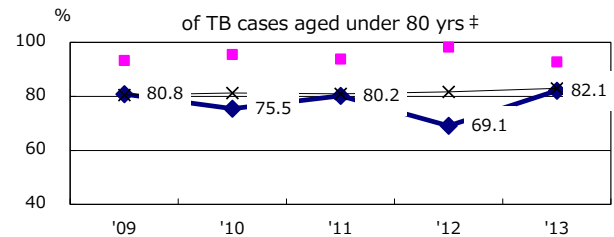
Age-sex composition of notified cases, 2013



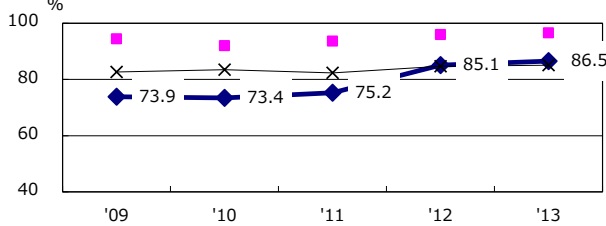
Proportion of cases with total diagnosis delay(> 3 mths) among symptomatic PTB



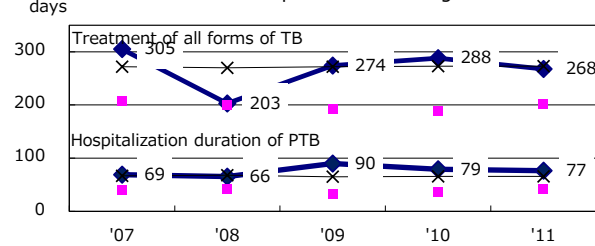
Proportion of TX with HRZ-E/S among all forms of TB cases aged under 80 yrs †



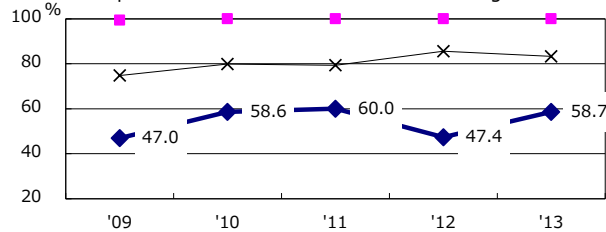
Proportion of Bacteriologically +ve. PTB



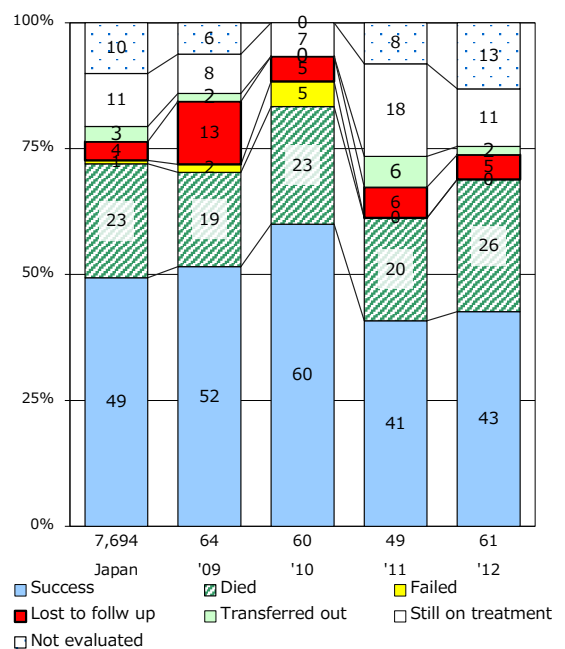
Median duration of treatment of all forms and hospitalization among PTB



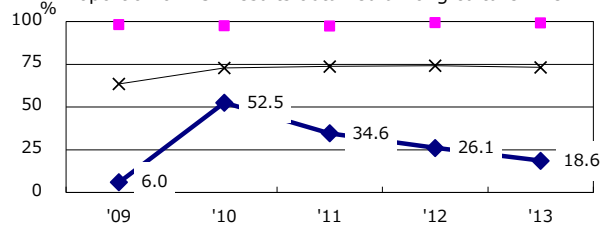
Proportion of culture results obtained among PTB



Treatment outcomes of new sputum smear +ve.TB



Proportion of DST results obtained among culture +ve. PTB



—◆— Hiroshima    ■ Best prefec./city    —×— Japan

PTB : pumonyary TB

† Excluding unknown delay(%)	'09	'10	'11	'12	'13
	88.7	88.3	33.3	37.2	66.7

‡ Excluding unknown Tx(%)	'09	'10	'11	'12	'13
	0.8	0.0	1.0	1.8	1.2