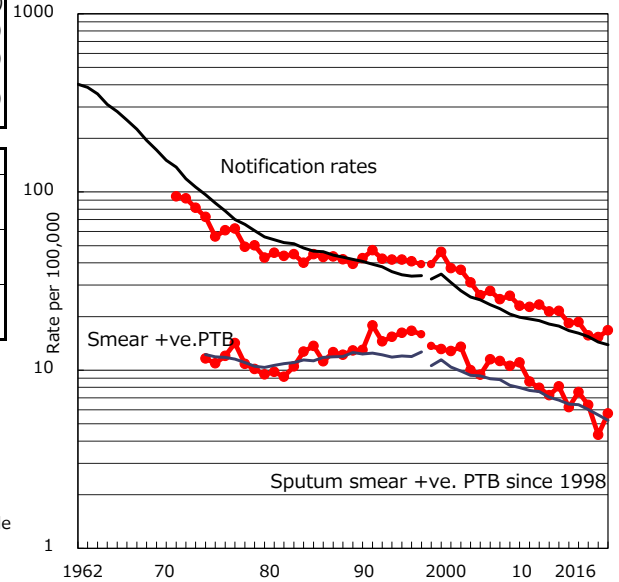


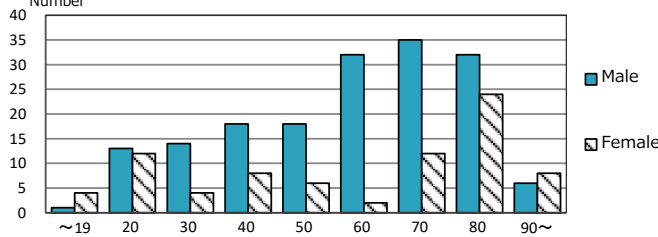
TB statistics in 2016 (Population in Kawasaki C. 1,489,477)	
Among newly notified : (Japan)	
Foreign borns	19 7.6% (7.6%)
TB cases with homeless history	4 1.6% (1.0%)
Male aged 35-59,without job and receiving public assistance	6 12.0% (7.7%)

Trends	'12	'13	'14	'15	2016
Notified cases	264	270	229	226	249
Rate per 100,000 population	18.3	18.6	15.7	15.3	16.7
Sputum smear +ve. PTB	89	109	93	64	85
Rate per 100,000 population	6.2	7.5	6.4	4.3	5.7
Latent Tuberculosis Infection	104	85	73	97	74
Rate per 100,000 population	7.2	5.9	5.0	6.6	5.0

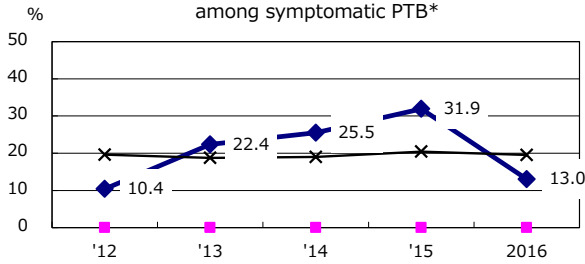
Trends of TB notification rates, all forms and smear +ve.PTB



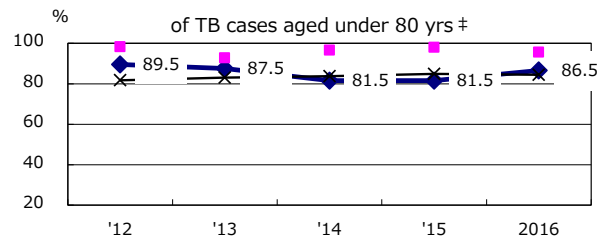
Age-sex composition of notified cases, 2016



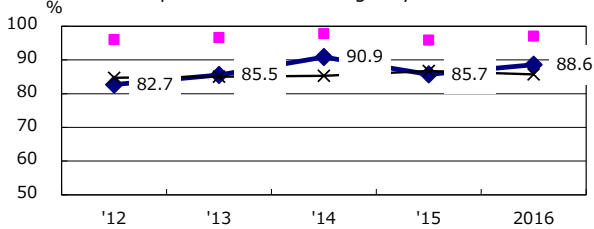
Proportion of cases with total diagnosis delay(> 3 mths) among symptomatic PTB*



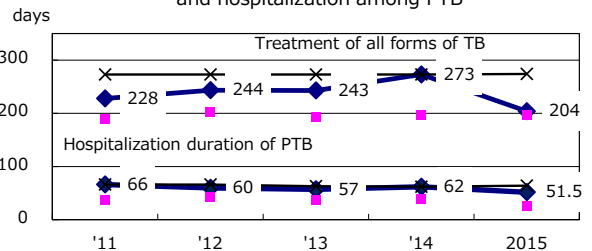
Proportion of TX with HRZ-E/S among all forms of TB cases aged under 80 yrs †



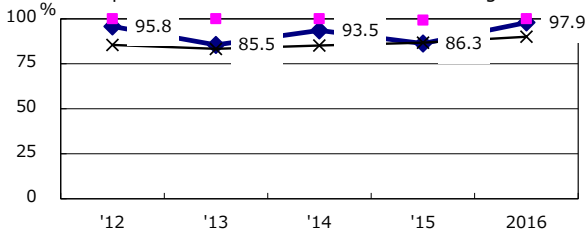
Proportion of Bacteriologically +ve. PTB



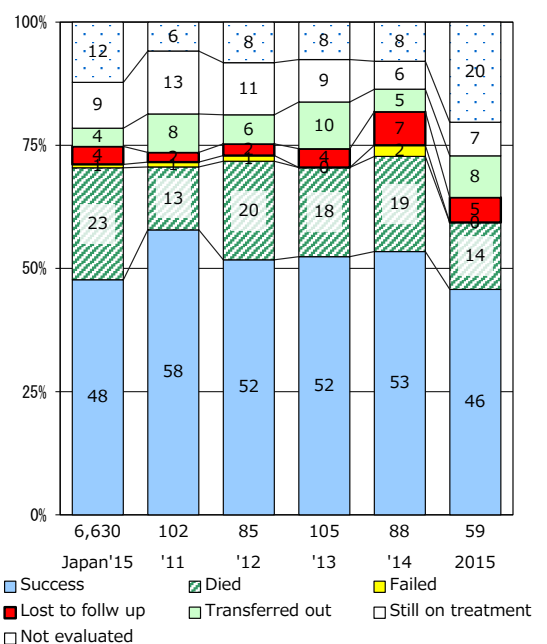
Median duration of treatment of all forms and hospitalization among PTB



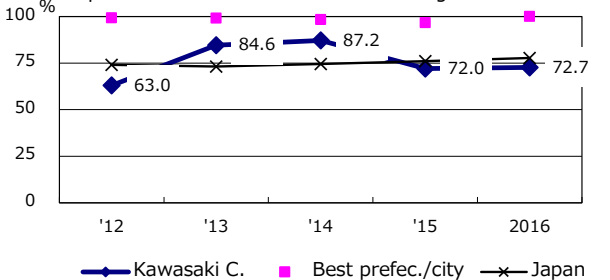
Proportion of culture results obtained among PTB



Treatment outcomes of new sputum smear +ve.TB



Proportion of DST results obtained among culture +ve. PTB



PTB : pulmonary TB

† Excluding unknown delay(%)	'12	'13	'14	'15	2016
	7.4	56.8	65.4	63.3	64.9

‡ Excluding unknown Tx(%)	'12	'13	'14	'15	2016
	2.6	3.4	0.6	1.8	0.6