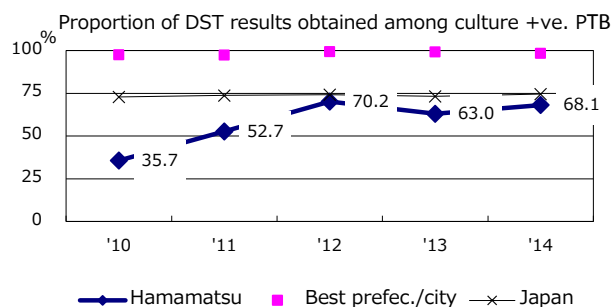
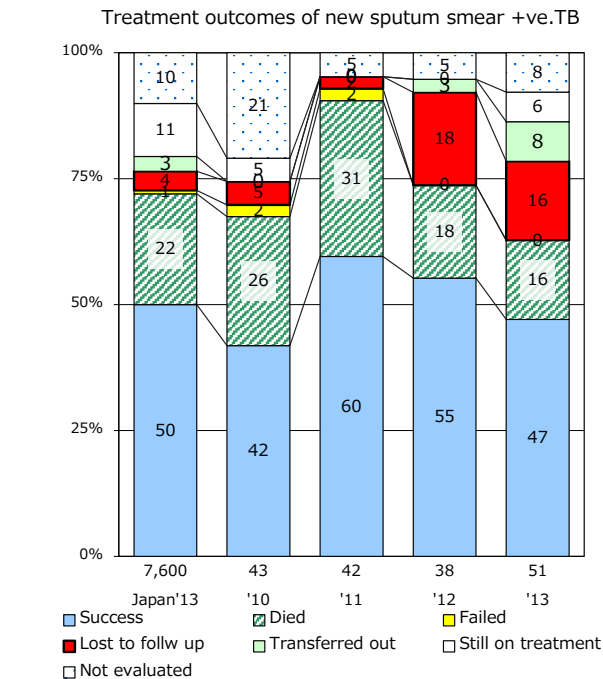
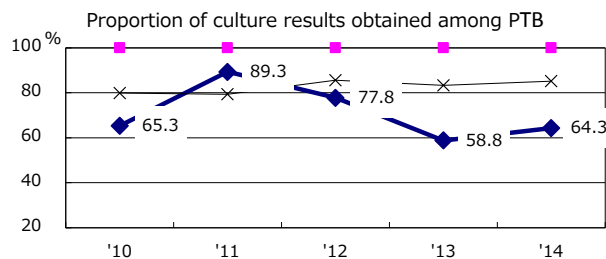
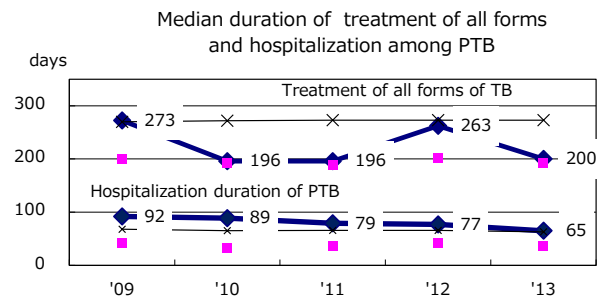
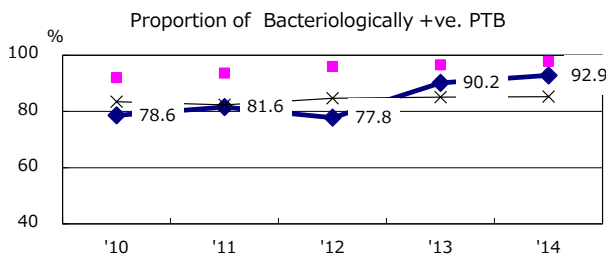
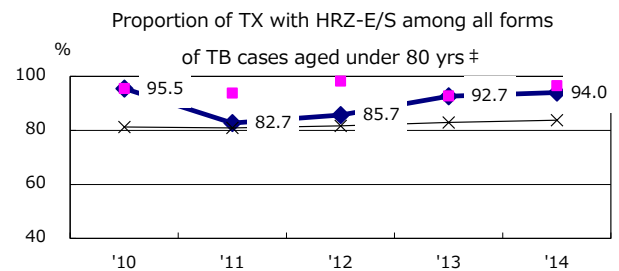
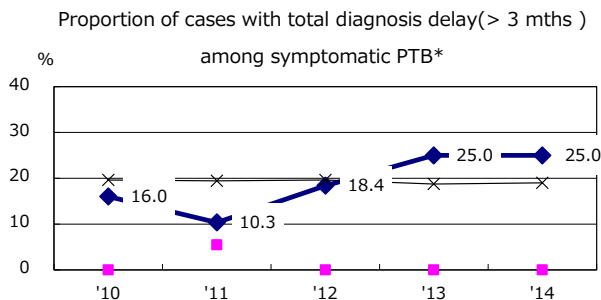
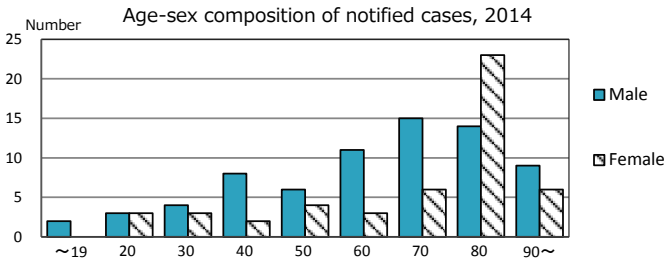
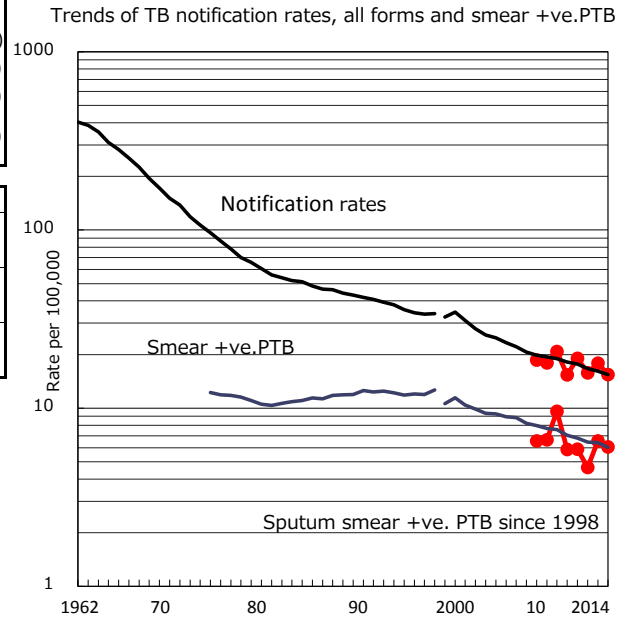


TB statistics in 2014 ( Population in Hamamatsu 791,191 )	
Among newly registered :	(Japan)
Foreign borns	14 11.5% (5.6%)
TB cases with homeless history	1 0.8% (1.1%)
Male aged 35-59,without job and receiveing public assistance	2 11.1% (8.0%)

Trends	'10	'11	'12	'13	'14
Notified cases	126	152	129	142	122
Rate per 100,000 population	15.4	19.0	15.8	17.9	15.4
Sputum smear +ve. pul.cases	48	47	38	52	48
Rate per 100,000 population	5.9	5.9	4.7	6.6	6.1
Latent Tuberculosis Infection	13	45	38	23	29
Rate per 100,000 population	1.6	5.6	4.7	2.9	3.7



PTB : pumonary TB

† Excluding unknown delay(%)	'10	'11	'12	'13	'14
	24.2	56.7	7.5	61.6	65.2

‡ Excluding unknown Tx(%)	'10	'11	'12	'13	'14
	10.7	5.8	1.3	3.5	4.3