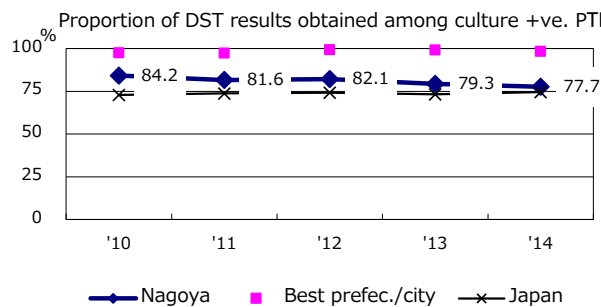
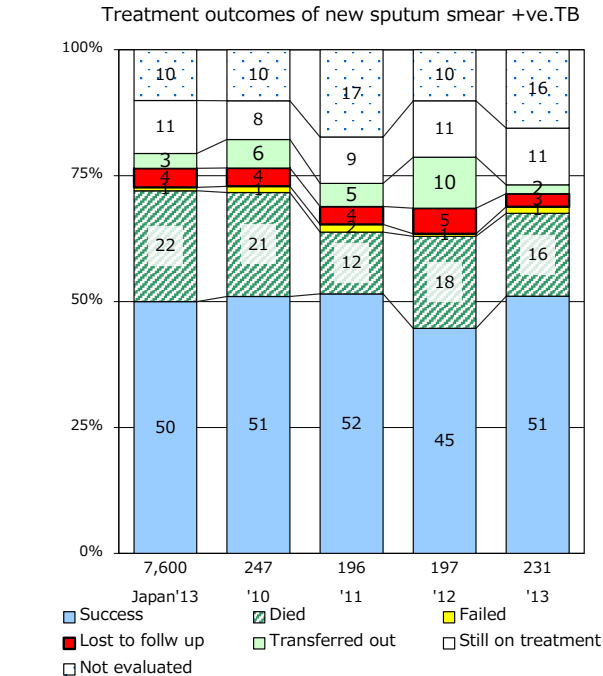
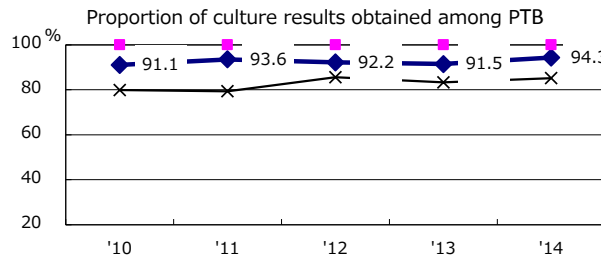
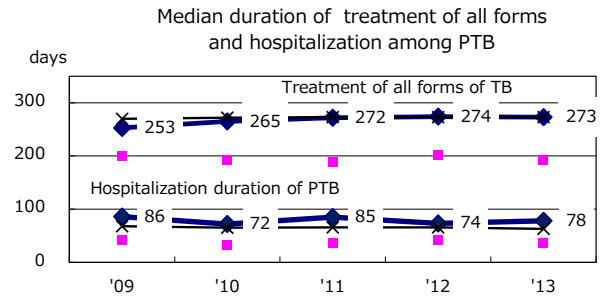
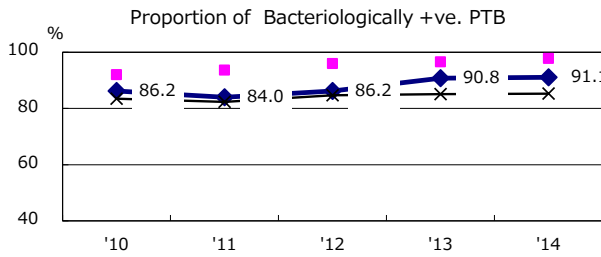
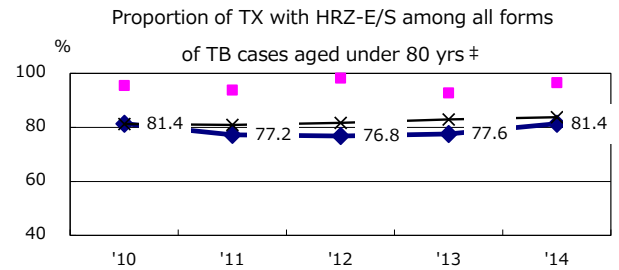
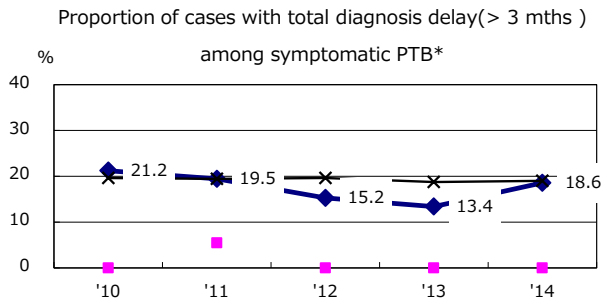
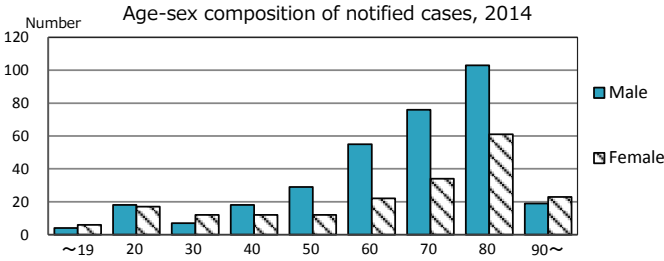
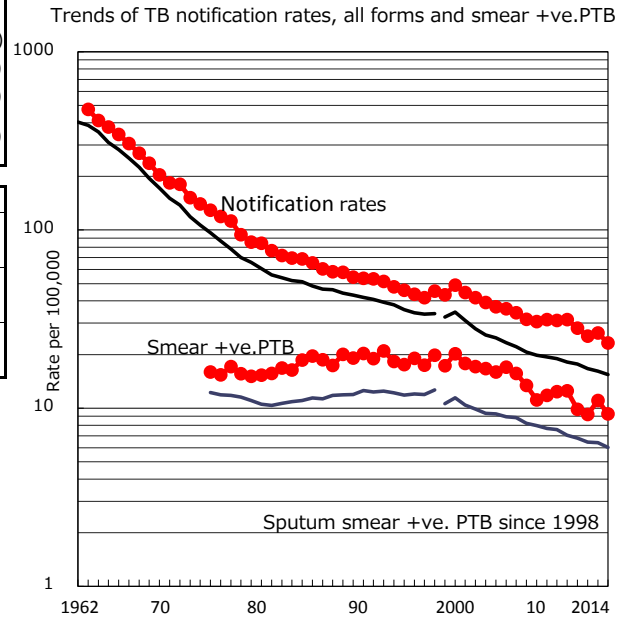


TB statistics in 2014 (Population in Nagoya 2,276,590)	
Among newly registered : (Japan)	
Foreign borns	43 8.1% (5.6%)
TB cases with homeless history	9 1.7% (1.1%)
Male aged 35-59,without job and receiveing public assistance	7 13.0% (8.0%)

Trends	'10	'11	'12	'13	'14
Notified cases	712	637	575	601	528
Rate per 100,000 population	31.5	28.1	25.4	26.5	23.2
Sputum smear +ve. pul.cases	283	223	209	251	211
Rate per 100,000 population	12.5	9.8	9.2	11.1	9.3
Latent Tuberculosis Infection	161	175	196	178	206
Rate per 100,000 population	7.1	7.7	8.6	7.8	9.0



PTB : pumonary TB

† Excluding unknown delay(%)	'10	'11	'12	'13	'14
	19.9	12.5	26.9	20.2	25.2

‡ Excluding unknown Tx(%)	'10	'11	'12	'13	'14
	3.5	1.7	1.5	2.3	3.4