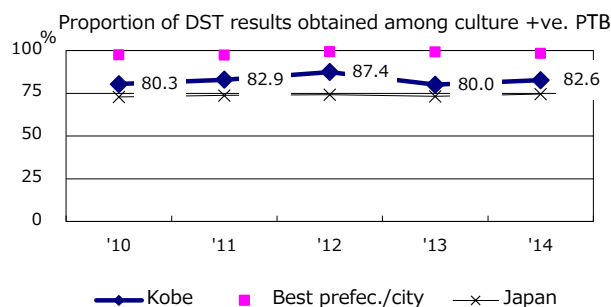
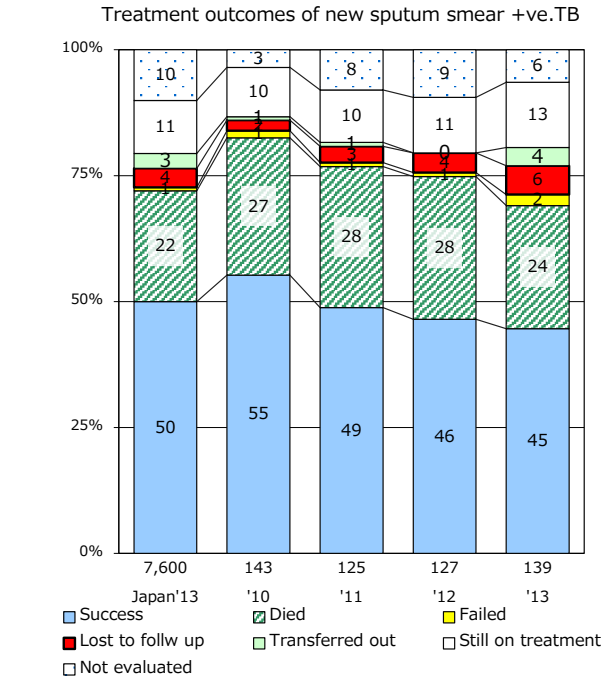
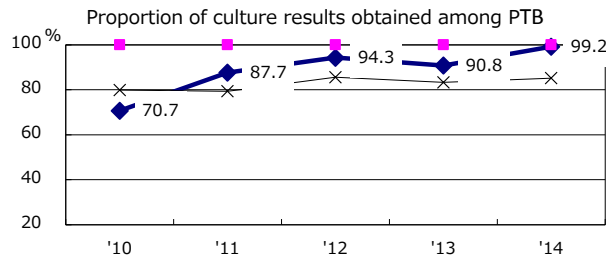
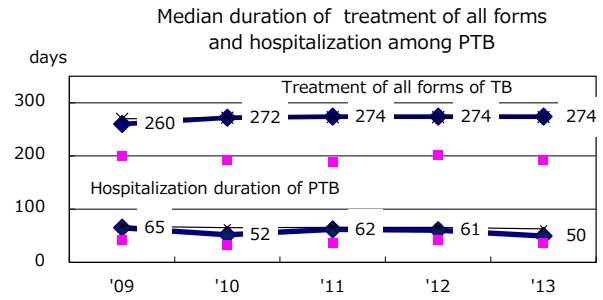
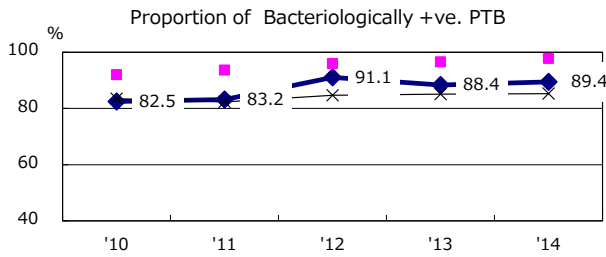
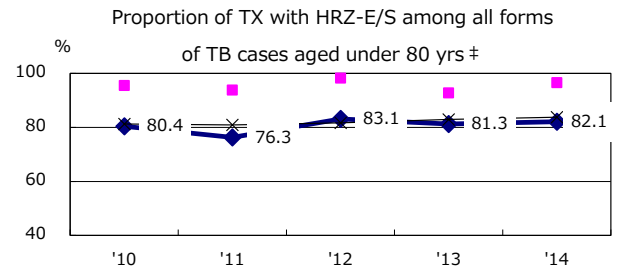
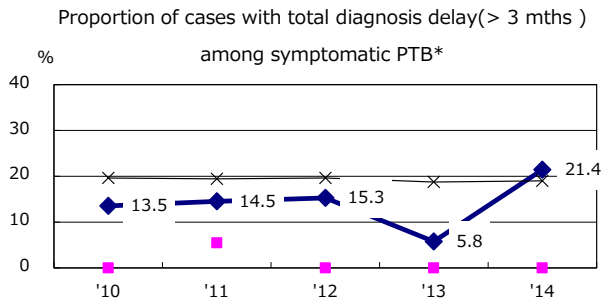
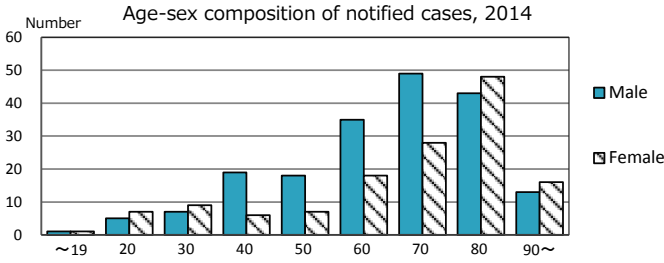
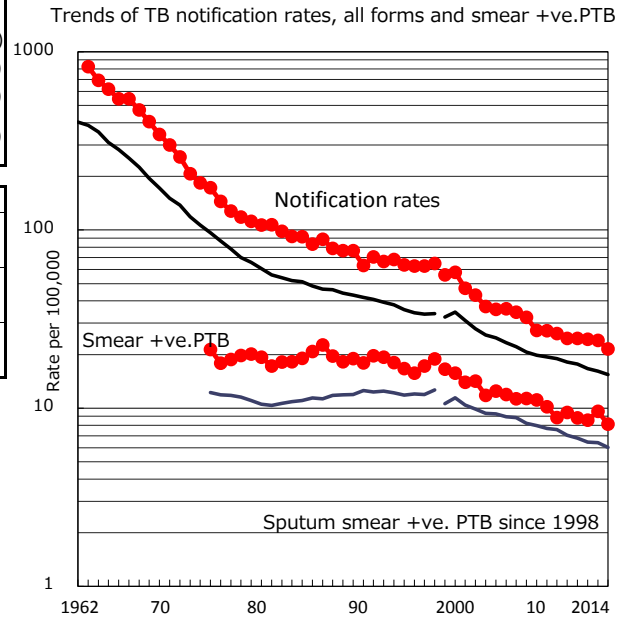


TB statistics in 2014 ( Population in Kobe		1,537,864 )
Among newly registered :		(Japan)
Foreign borns	18	5.5% (5.6%)
TB cases with homeless history	1	0.3% (1.1%)
Male aged 35-59, without job and receiving public assistance	4	9.1% (8.0%)

Trends	'10	'11	'12	'13	'14
Notified cases	380	380	376	369	330
Rate per 100,000 population	24.6	24.6	24.4	24.0	21.5
Sputum smear +ve. pul.cases	146	136	132	148	125
Rate per 100,000 population	9.5	8.8	8.6	9.6	8.1
Latent Tuberculosis Infection	56	79	89	104	101
Rate per 100,000 population	3.6	5.1	5.8	6.8	6.6



PTB : pumonyary TB

† Excluding unknown delay(%)	'10	'11	'12	'13	'14
	69.2	38.5	65.0	77.6	85.9

‡ Excluding unknown Tx(%)	'10	'11	'12	'13	'14
	0.0	0.4	0.8	0.4	1.4