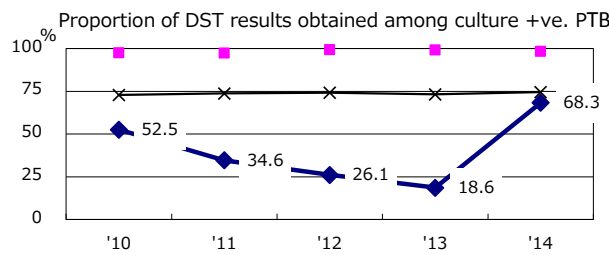
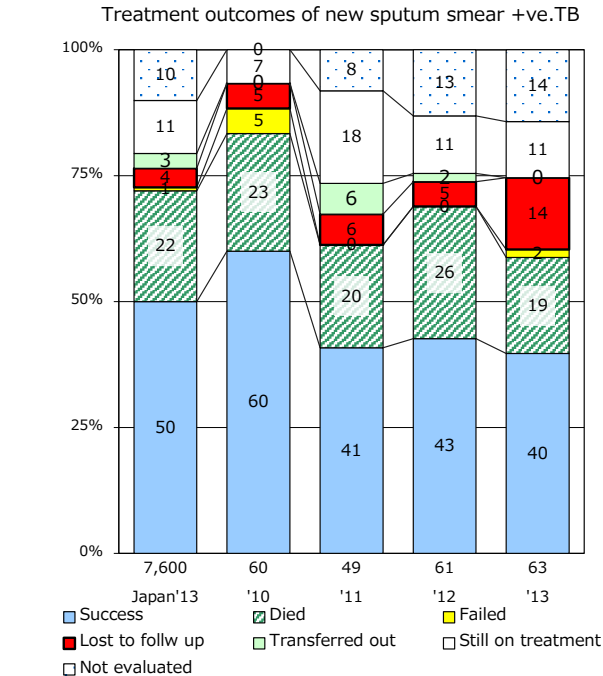
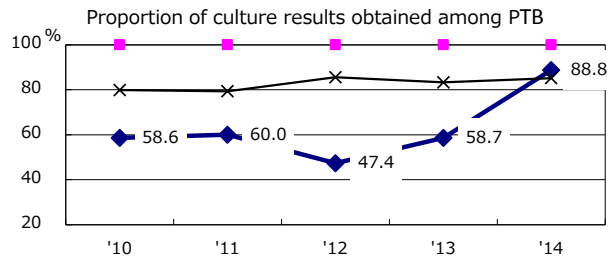
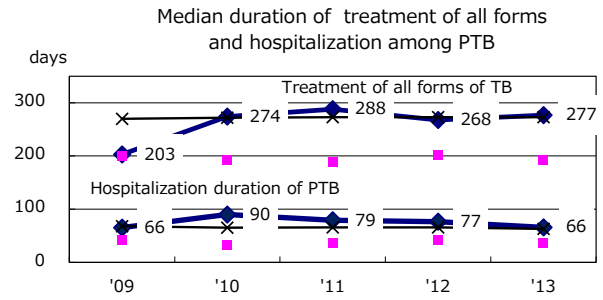
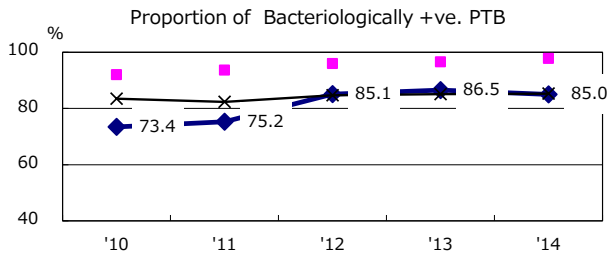
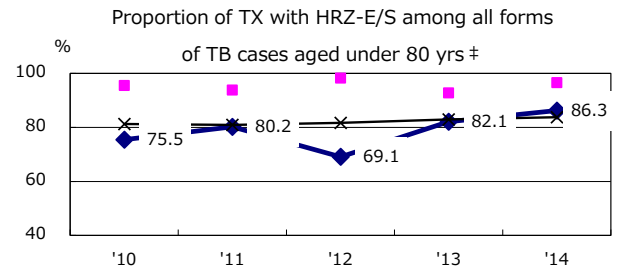
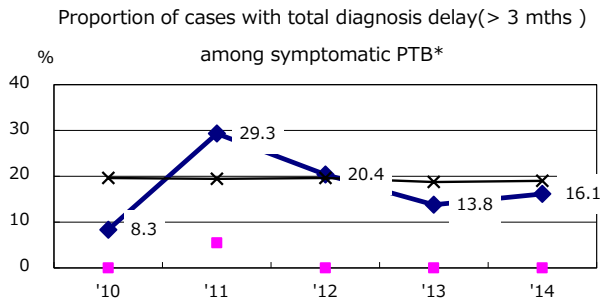
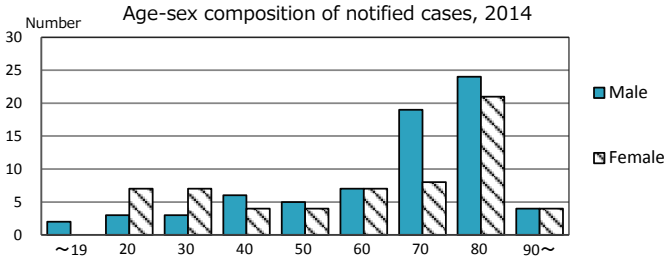
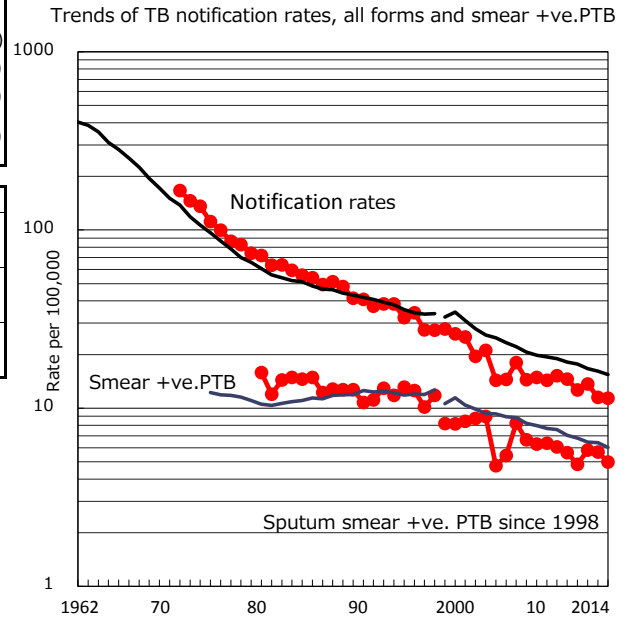


TB statistics in 2014 ( Population in Hiroshima		1,185,656 )
Among newly registered :		
(Japan)		
Foreign borns	10	7.4% (5.6%)
TB cases with homeless history	0	0.0% (1.1%)
Male aged 35-59,without job and receiveing public assistance	0	0.0% (8.0%)

Trends	'10	'11	'12	'13	'14
Notified cases	171	149	162	136	135
Rate per 100,000 population	14.6	12.7	13.7	11.5	11.4
Sputum smear +ve. pul.cases	66	57	69	67	59
Rate per 100,000 population	5.6	4.8	5.8	5.7	5.0
Latent Tuberculosis Infection	37	92	100	51	55
Rate per 100,000 population	3.2	7.8	8.4	4.3	4.6



PTB : pumonary TB

† Excluding unknown delay(%)	'10	'11	'12	'13	'14
	88.3	33.3	37.2	66.7	30.3

‡ Excluding unknown Tx(%)	'10	'11	'12	'13	'14
	0.0	1.0	1.8	1.2	2.4