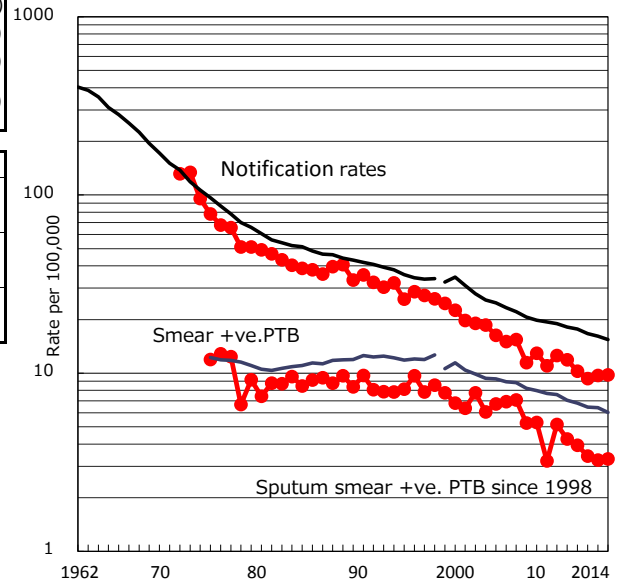


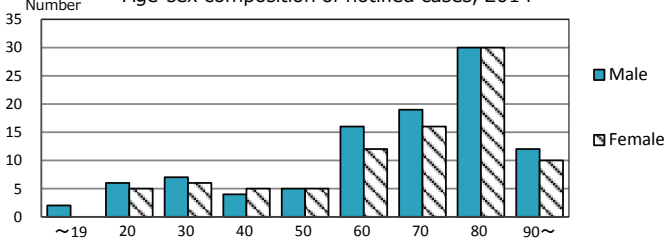
TB statistics in 2014 (Population in Sapporo 1,942,648)	
Among newly registered : (Japan)	
Foreign borns	5 2.6% (5.6%)
TB cases with homeless history	0 0.0% (1.1%)
Male aged 35-59, without job and receiving public assistance	2 12.5% (8.0%)

Trends	'10	'11	'12	'13	'14
Notified cases	225	195	180	188	190
Rate per 100,000 population	11.9	10.2	9.3	9.7	9.8
Sputum smear +ve. pul.cases	81	75	66	63	64
Rate per 100,000 population	4.3	3.9	3.4	3.3	3.3
Latent Tuberculosis Infection	66	106	69	65	82
Rate per 100,000 population	3.5	5.6	3.6	3.4	4.2

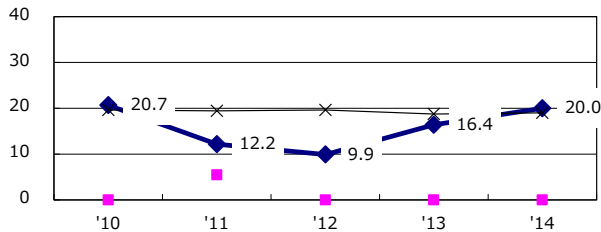
Trends of TB notification rates, all forms and smear +ve.PTB



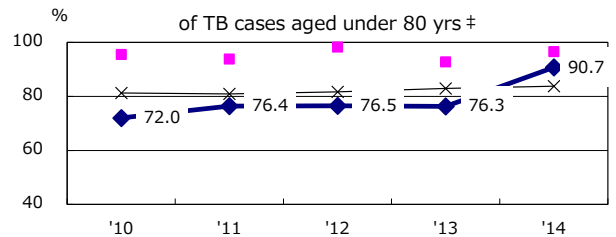
Age-sex composition of notified cases, 2014



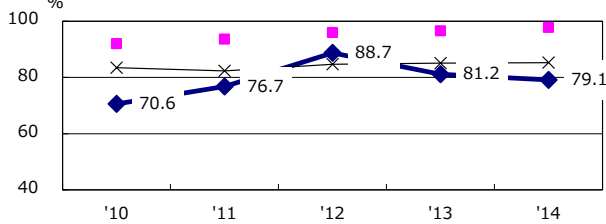
Proportion of cases with total diagnosis delay(> 3 mths) among symptomatic PTB*



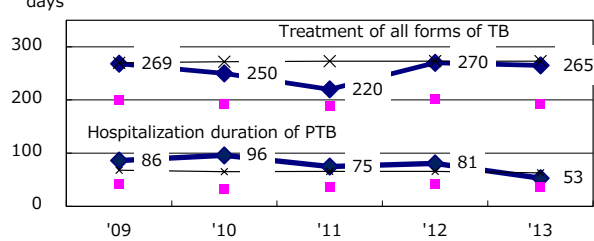
Proportion of TX with HRZ-E/S among all forms of TB cases aged under 80 yrs †



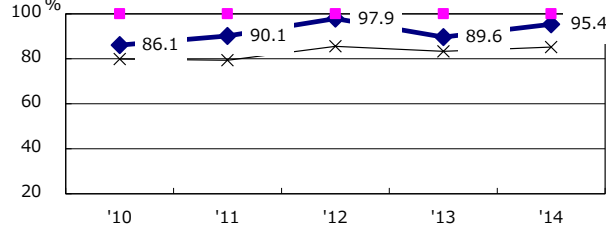
Proportion of Bacteriologically +ve. PTB



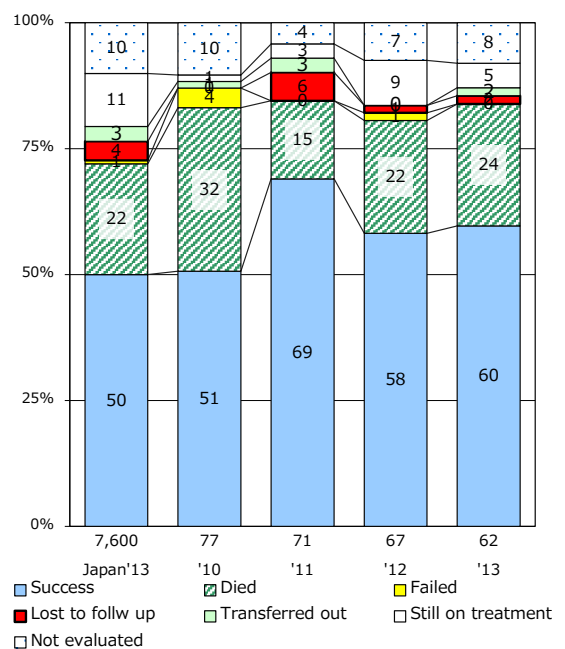
Median duration of treatment of all forms and hospitalization among PTB



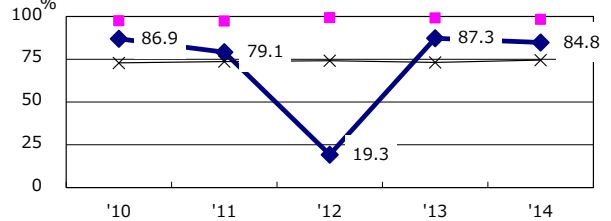
Proportion of culture results obtained among PTB



Treatment outcomes of new sputum smear +ve.TB



Proportion of DST results obtained among culture +ve. PTB



PTB : pumonary TB

† Excluding unknown delay(%) '10 0.0 '11 0.0 '12 6.5 '13 0.0 '14 1.8

‡ Excluding unknown Tx(%) '10 1.4 '11 0.8 '12 6.7 '13 1.1 '14 0.0