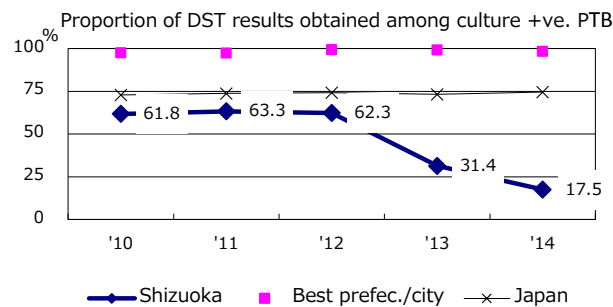
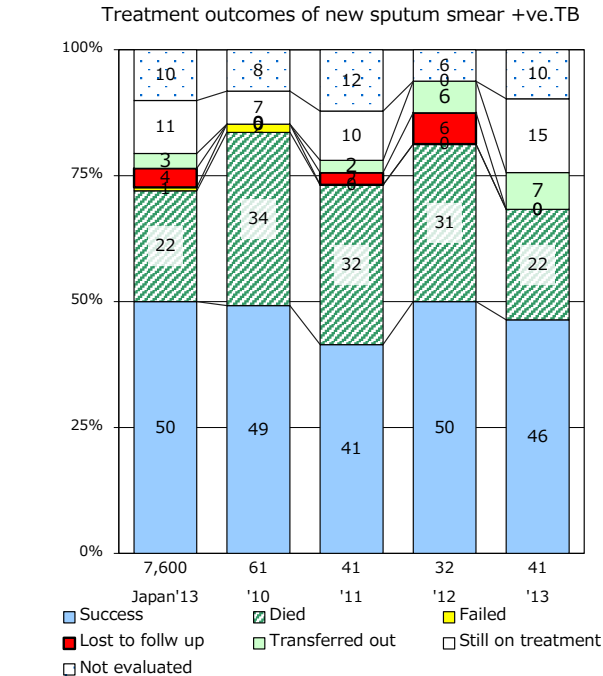
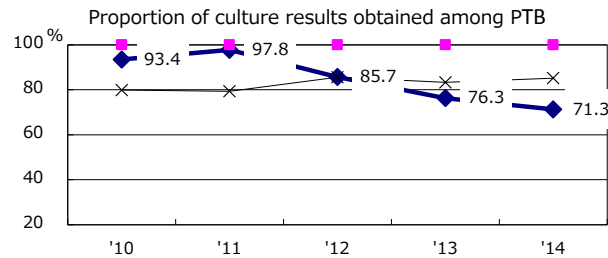
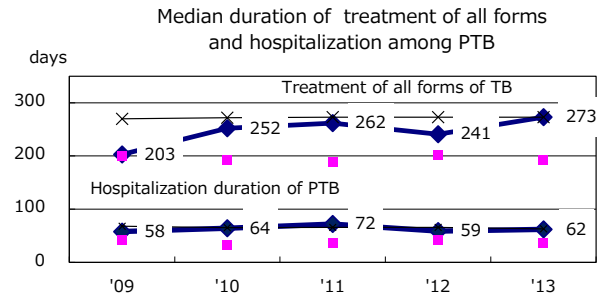
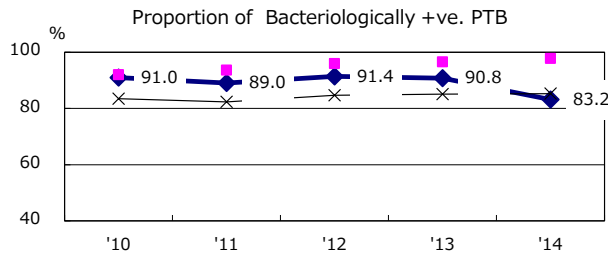
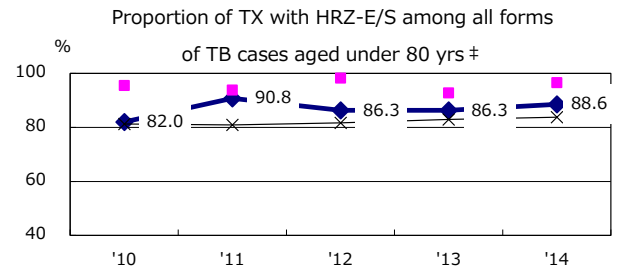
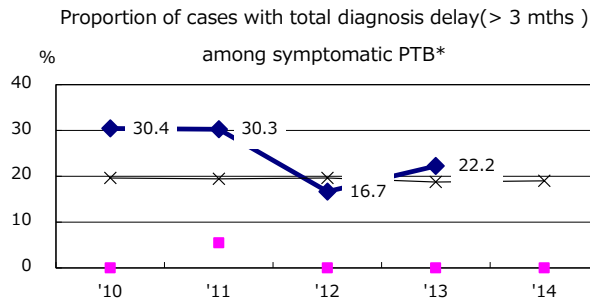
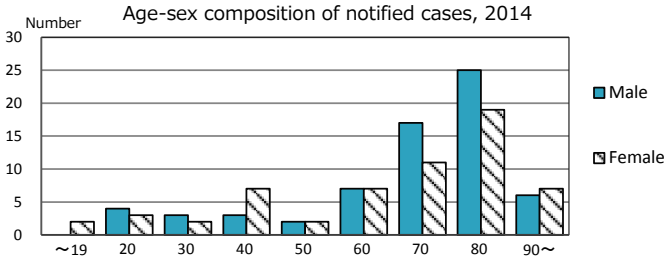
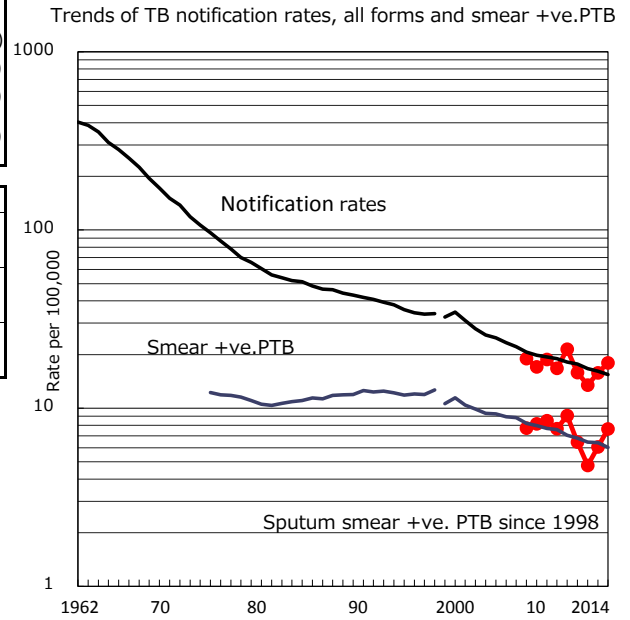


TB statistics in 2014 (Population in Shizuoka 706,553)

Among newly registered : (Japan)

Foreign borns	8	6.3%	(5.6%)
TB cases with homeless history	0	0.0%	(1.1%)
Male aged 35-59, without job and receiving public assistance	0	0.0%	(8.0%)

Trends	'10	'11	'12	'13	'14
Notified cases	153	113	96	112	127
Rate per 100,000 population	21.4	15.8	13.5	15.8	18.0
Sputum smear +ve. pul.cases	65	46	34	43	54
Rate per 100,000 population	9.1	6.4	4.8	6.1	7.6
Latent Tuberculosis Infection	34	42	39	34	42
Rate per 100,000 population	4.8	5.9	5.5	4.8	5.9



PTB : pumonary TB

† Excluding unknown delay(%)	'10	'11	'12	'13	'14
	53.5	1.3	28.8	68.4	100.0

‡ Excluding unknown Tx(%)	'10	'11	'12	'13	'14
	1.1	5.8	1.9	0.0	0.0