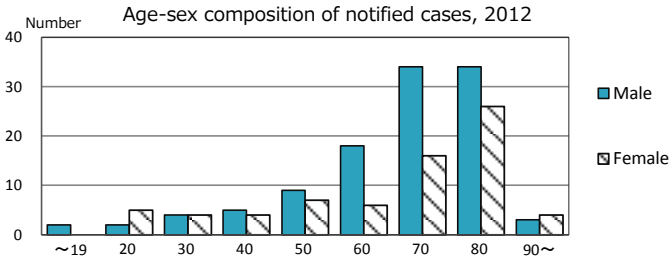
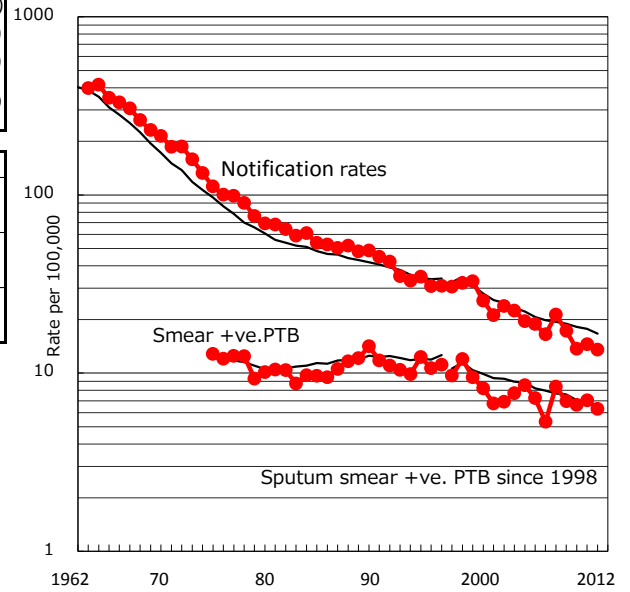


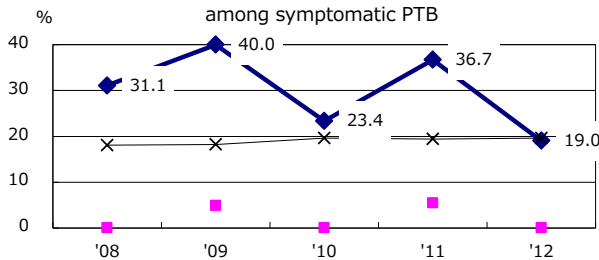
TB statistics in 2012 (Population in Aomori 1,349,549)	
Among newly registered : (Japan)	
Foreign borns	2 1.1% (5.0%)
TB cases with homeless history	1 0.5% (1.6%)
Male aged 35-59,without job and receiveing public assistance	0 0.0% (10.8%)

Trends	'08	'09	'10	'11	'12
Notified cases	296	238	188	198	183
Rate per 100,000 population	21.3	17.3	13.7	14.5	13.6
Sputum smear +ve. pul.cases	117	96	91	96	85
Rate per 100,000 population	8.4	7.0	6.6	7.0	6.3
Latent Tuberculosis Infection	174	89	135	236	192
Rate per 100,000 population	12.5	6.5	9.8	17.3	14.2

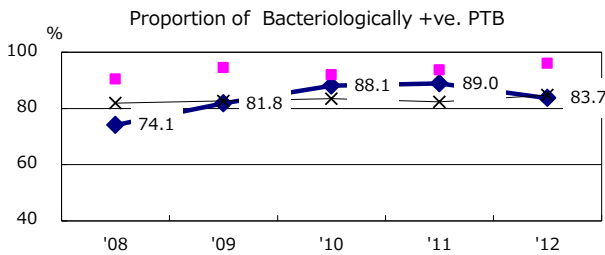
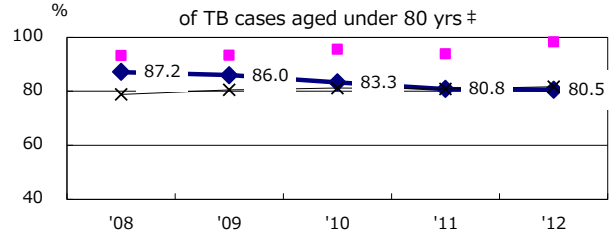
Trends of TB notification rates, all forms and smear +ve.PTB



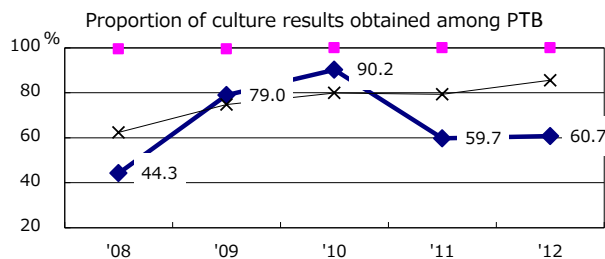
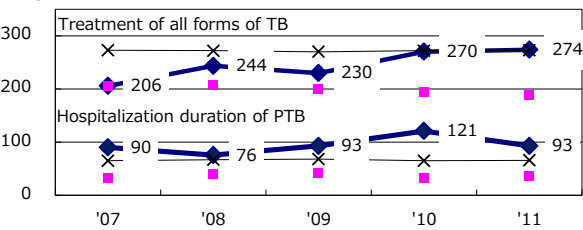
Proportion of cases with total diagnosis delay(> 3 mths) among symptomatic PTB



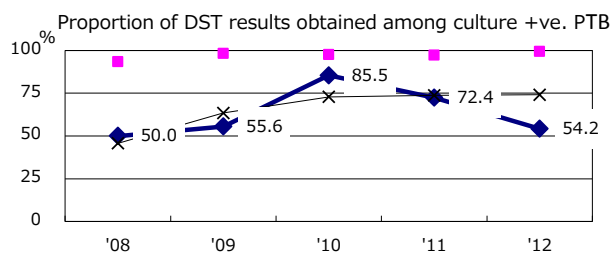
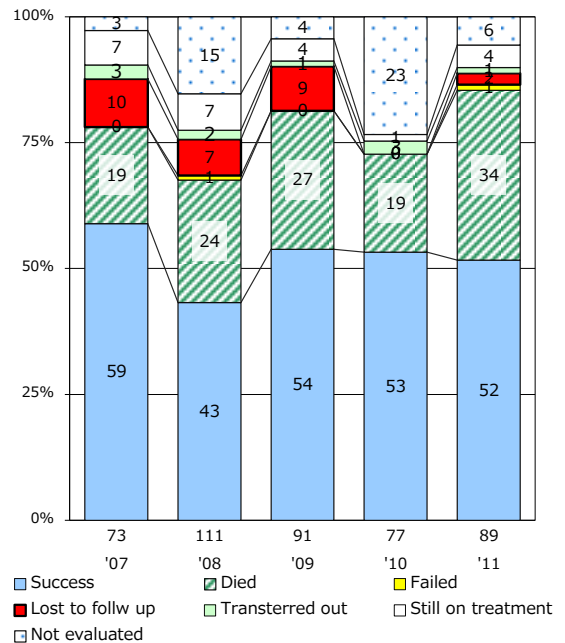
Proportion of TX with HRZ-E/S among all forms of TB cases aged under 80 yrs †



Median duration of treatment of all forms and hospitalization among PTB



Treatment outcomes of new sputum smear +ve.TB



PTB : pumonyary TB

† Excluding unknown delay(%)	'08	'09	'10	'11	'12
	51.3	56.0	6.1	9.9	35.1

‡ Excluding unknown Tx(%)	'08	'09	'10	'11	'12
	1.4	2.4	1.4	0.8	2.6