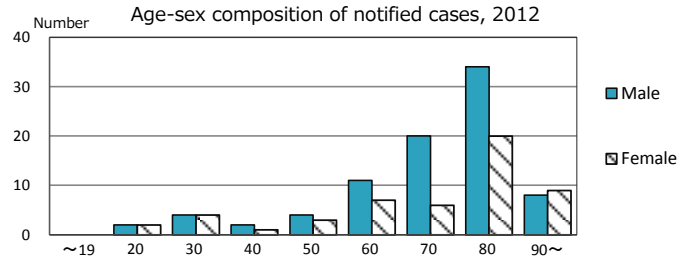
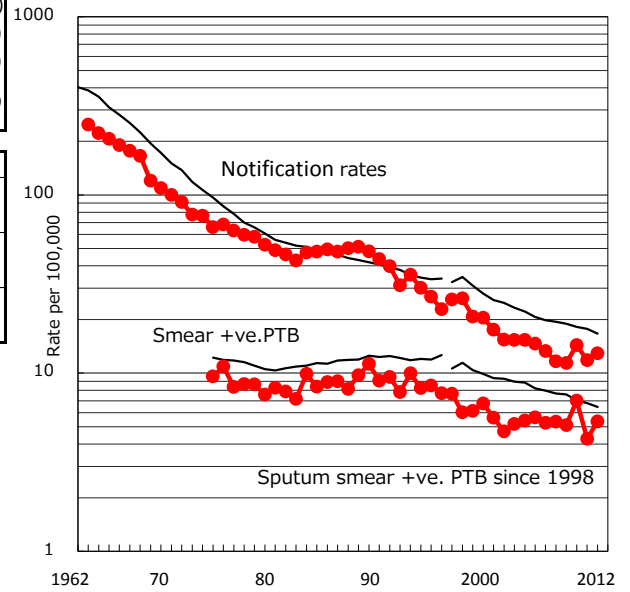


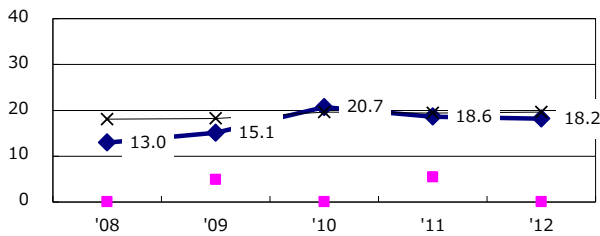
TB statistics in 2012 ( Population in Akita 1,062,761 )	
Among newly registered : (Japan)	
Foreign borns	3 2.2% (5.0%)
TB cases with homeless history	1 0.7% (1.6%)
Male aged 35-59,without job and receiveing public assistance	1 10.0% (10.8%)

Trends	'08	'09	'10	'11	'12
Notified cases	129	125	156	127	137
Rate per 100,000 population	11.6	11.4	14.4	11.8	12.9
Sputum smear +ve. pul.cases	59	56	76	46	57
Rate per 100,000 population	5.3	5.1	7.0	4.3	5.4
Latent Tuberculosis Infection	32	29	32	112	72
Rate per 100,000 population	2.9	2.6	2.9	10.4	6.8

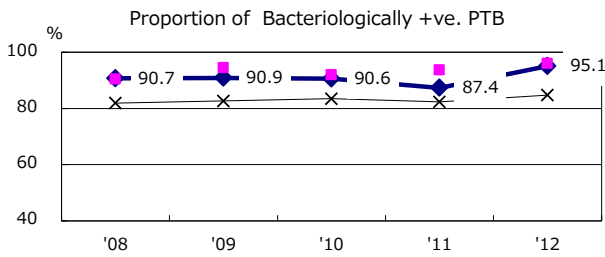
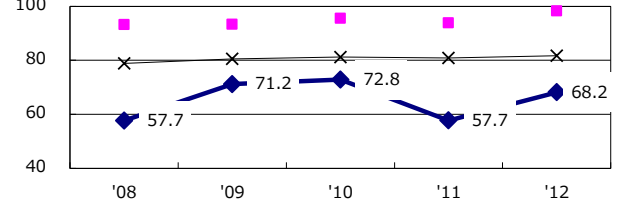
Trends of TB notification rates, all forms and smear +ve.PTB



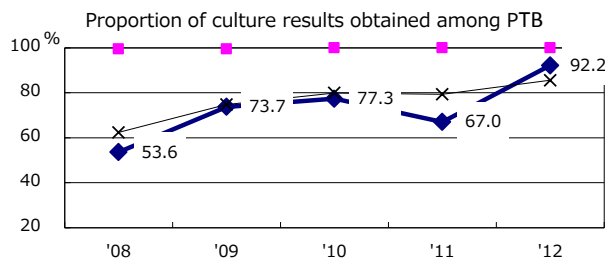
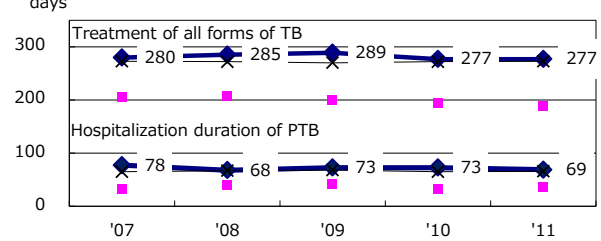
Proportion of cases with total diagnosis delay(> 3 mths ) among symptomatic PTB



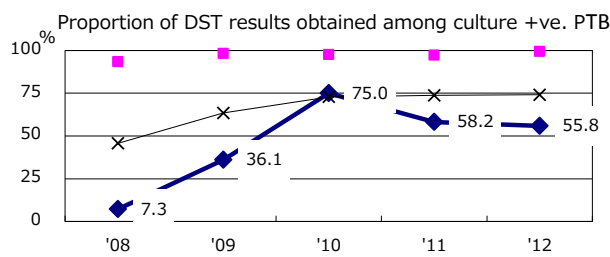
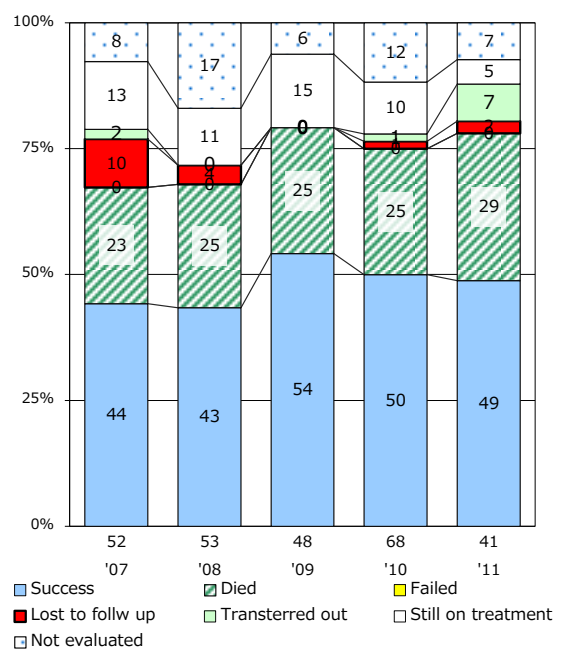
Proportion of TX with HRZ-E/S among all forms of TB cases aged under 80 yrs †



Median duration of treatment of all forms and hospitalization among PTB



Treatment outcomes of new sputum smear +ve.TB



PTB : pumonary TB

† Excluding unknown delay(%)	'08	'09	'10	'11	'12
	28.0	32.1	42.0	35.8	45.7

‡ Excluding unknown Tx(%)	'08	'09	'10	'11	'12
	4.9	4.3	4.7	12.3	0.0