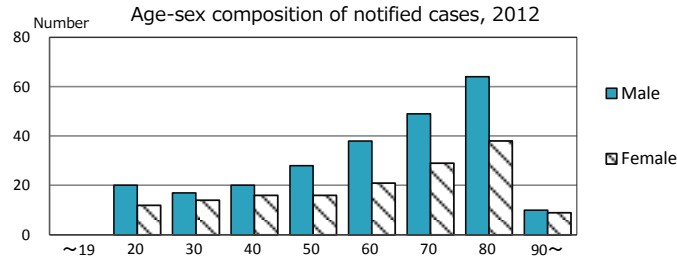
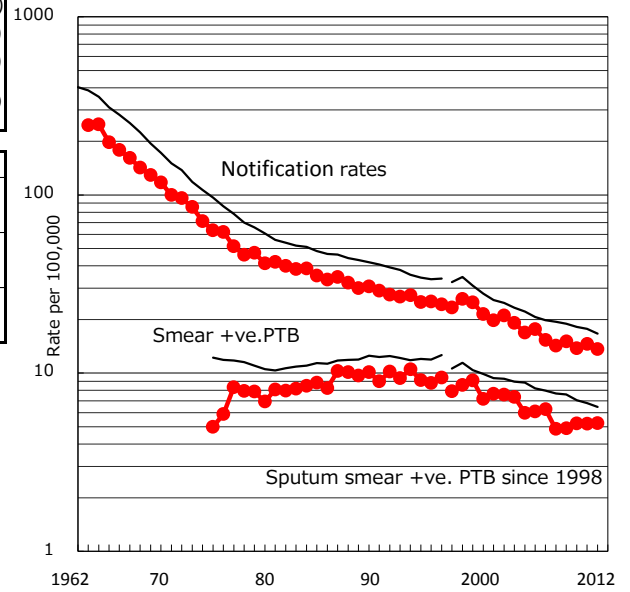


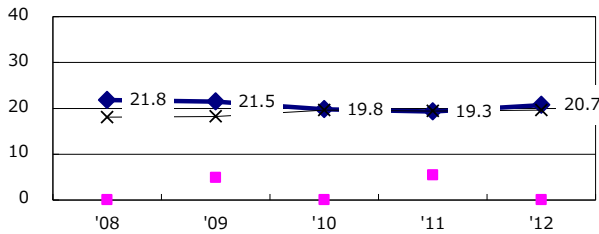
TB statistics in 2012 (Population in Ibaraki 2,943,367)	
Among newly registered : (Japan)	
Foreign borns	32 8.0% (5.0%)
TB cases with homeless history	2 0.5% (1.6%)
Male aged 35-59,without job and receiveing public assistance	4 6.2% (10.8%)

Trends	'08	'09	'10	'11	'12
Notified cases	422	446	410	431	401
Rate per 100,000 population	14.2	15.1	13.8	14.6	13.6
Sputum smear +ve. pul.cases	144	145	155	154	154
Rate per 100,000 population	4.9	4.9	5.2	5.2	5.2
Latent Tuberculosis Infection	196	90	201	267	207
Rate per 100,000 population	6.6	3.0	6.8	9.0	7.0

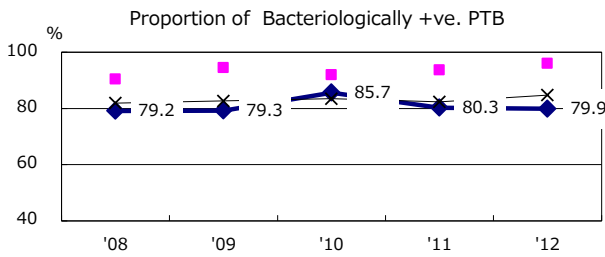
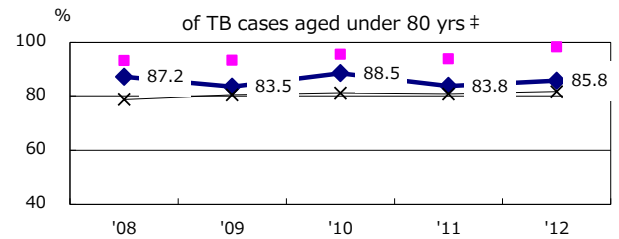
Trends of TB notification rates, all forms and smear +ve.PTB



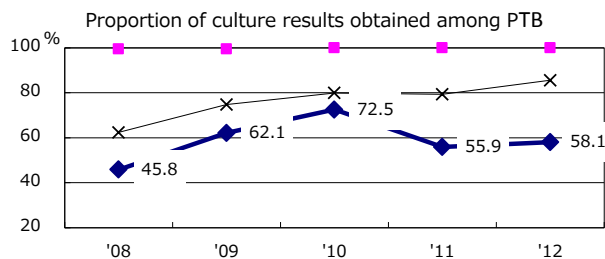
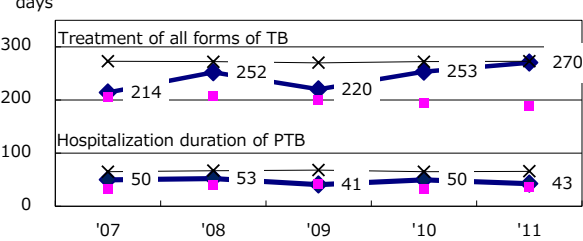
Proportion of cases with total diagnosis delay(> 3 mths) among symptomatic PTB



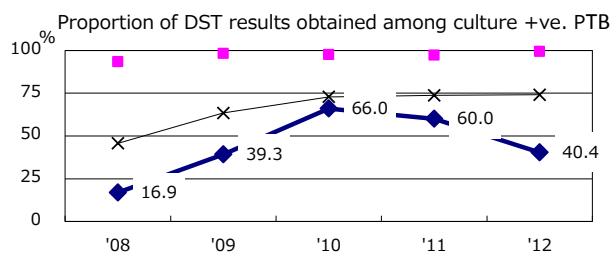
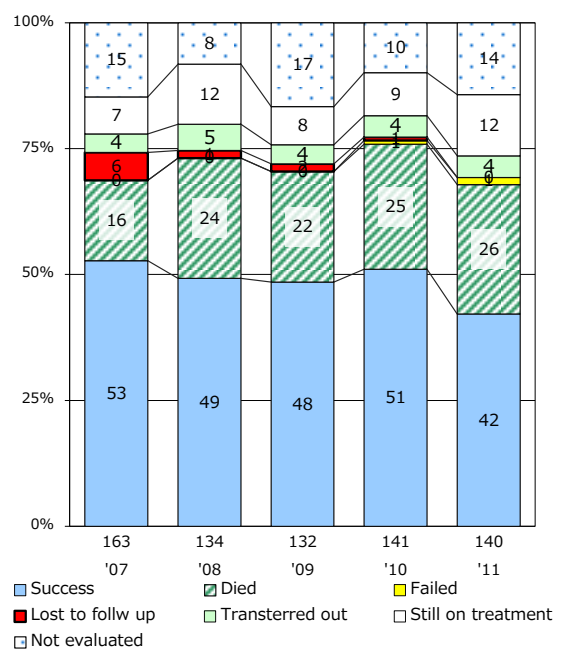
Proportion of TX with HRZ-E/S among all forms of TB cases aged under 80 yrs †



Median duration of treatment of all forms and hospitalization among PTB



Treatment outcomes of new sputum smear +ve.TB



PTB : pumonary TB

† Excluding unknown delay(%)	'08	'09	'10	'11	'12
	37.3	49.4	62.6	73.5	62.4

‡ Excluding unknown Tx(%)	'08	'09	'10	'11	'12
	5.0	1.8	0.9	3.8	2.1