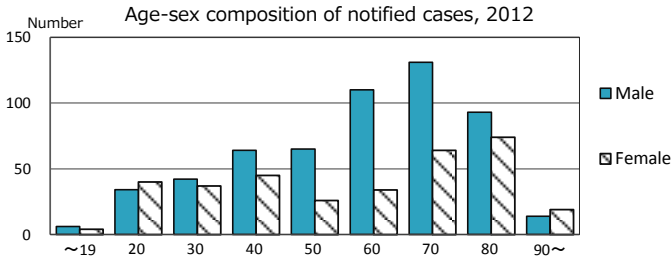
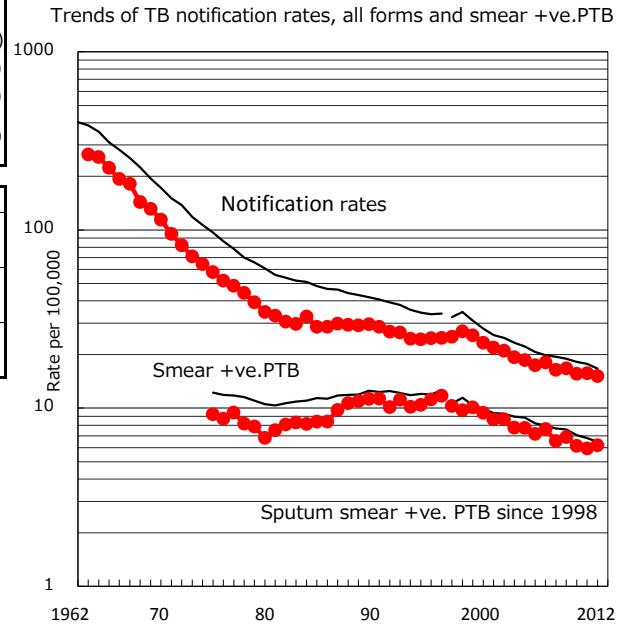
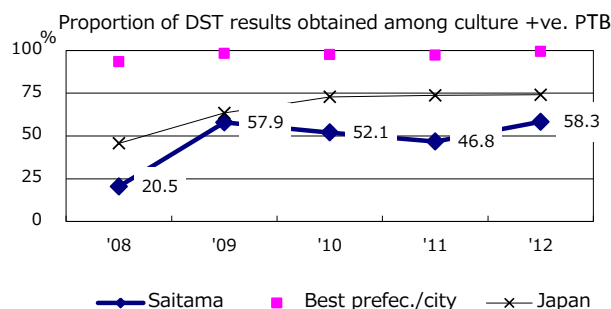
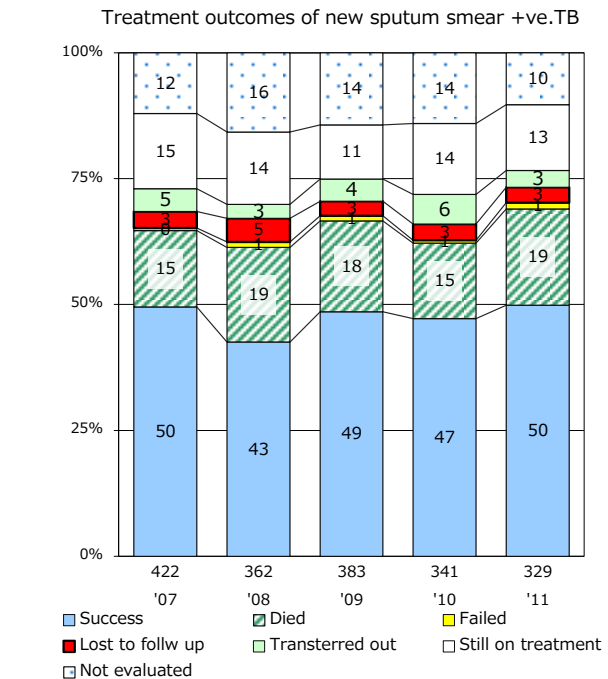
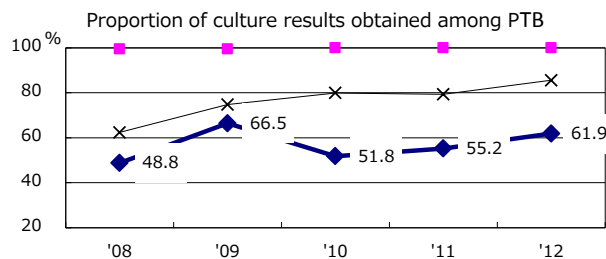
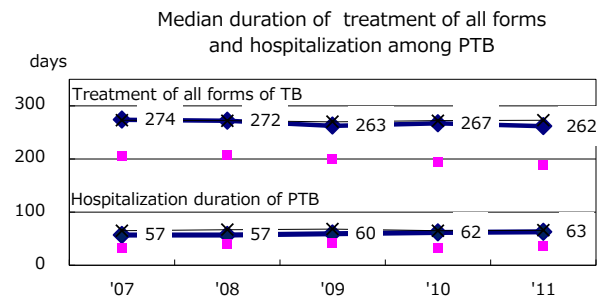
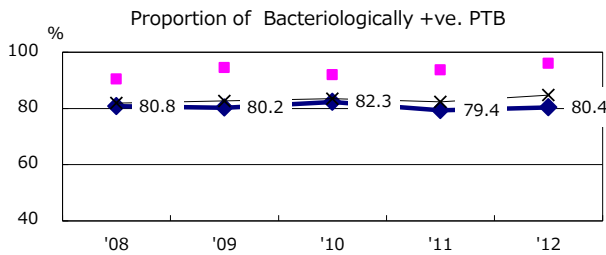
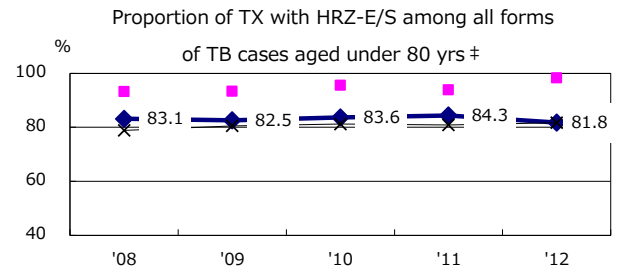
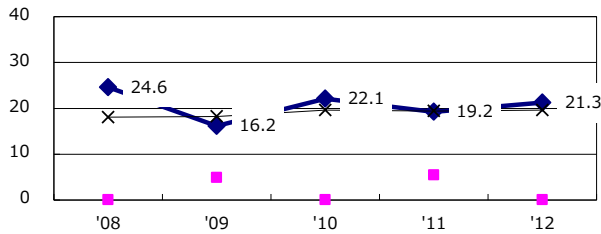


TB statistics in 2012 ( Population in Saitama 5,968,356 )	
Among newly registered : (Japan)	
Foreign borns	53 5.9% (5.0%)
TB cases with homeless history	14 1.6% (1.6%)
Male aged 35-59, without job and receiving public assistance	10 5.8% (10.8%)

Trends	'08	'09	'10	'11	'12
Notified cases	969	987	929	935	902
Rate per 100,000 population	16.4	16.7	15.6	15.7	15.1
Sputum smear +ve. pul.cases	386	407	366	354	369
Rate per 100,000 population	6.5	6.9	6.1	5.9	6.2
Latent Tuberculosis Infection	182	207	223	548	436
Rate per 100,000 population	3.1	3.5	3.7	9.2	7.3



Proportion of cases with total diagnosis delay (> 3 mths ) among symptomatic PTB



PTB : pumonary TB

† Excluding unknown delay(%)	'08	'09	'10	'11	'12
	58.4	46.1	50.2	44.9	49.6

‡ Excluding unknown Tx(%)	'08	'09	'10	'11	'12
	7.8	4.3	5.6	3.2	2.4