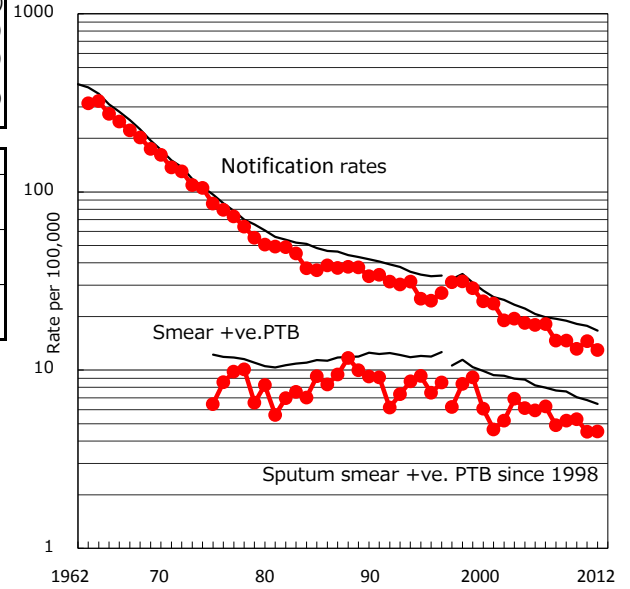


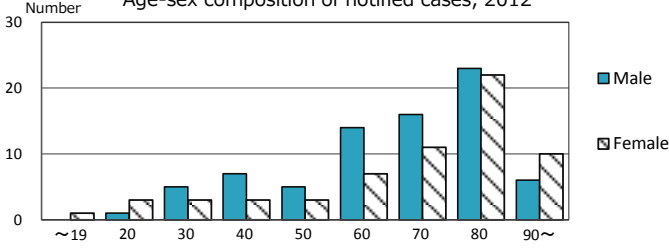
TB statistics in 2012 (Population in Toyama 1,082,457)	
Among newly registered : (Japan)	
Foreign borns	9 6.4% (5.0%)
TB cases with homeless history	0 0.0% (1.6%)
Male aged 35-59,without job and receiveing public assistance	0 0.0% (10.8%)

Trends	'08	'09	'10	'11	'12
Notified cases	161	160	144	158	140
Rate per 100,000 population	14.6	14.6	13.2	14.5	12.9
Sputum smear +ve. pul.cases	54	57	58	49	49
Rate per 100,000 population	4.9	5.2	5.3	4.5	4.5
Latent Tuberculosis Infection	21	21	33	81	66
Rate per 100,000 population	1.9	1.9	3.0	7.4	6.1

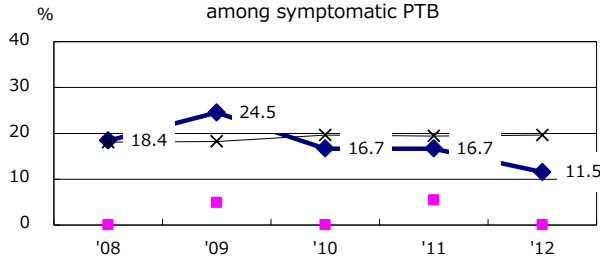
Trends of TB notification rates, all forms and smear +ve.PTB



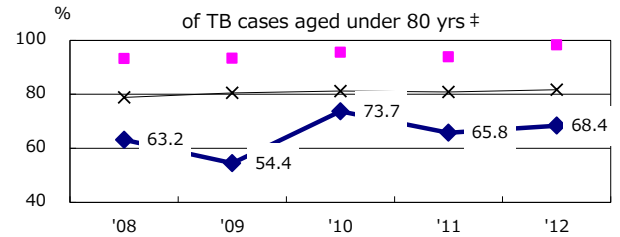
Age-sex composition of notified cases, 2012



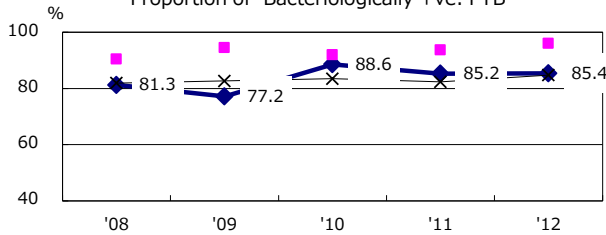
Proportion of cases with total diagnosis delay(> 3 mths) among symptomatic PTB



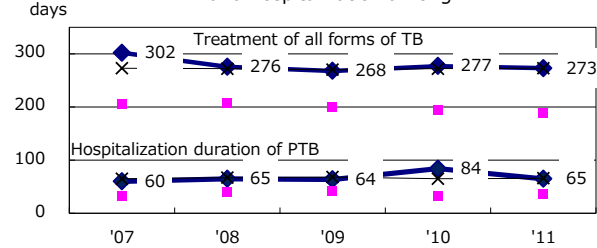
Proportion of TX with HRZ-E/S among all forms of TB cases aged under 80 yrs †



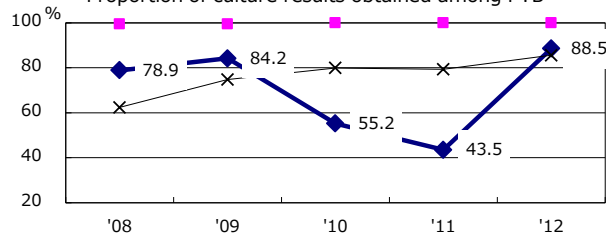
Proportion of Bacteriologically +ve. PTB



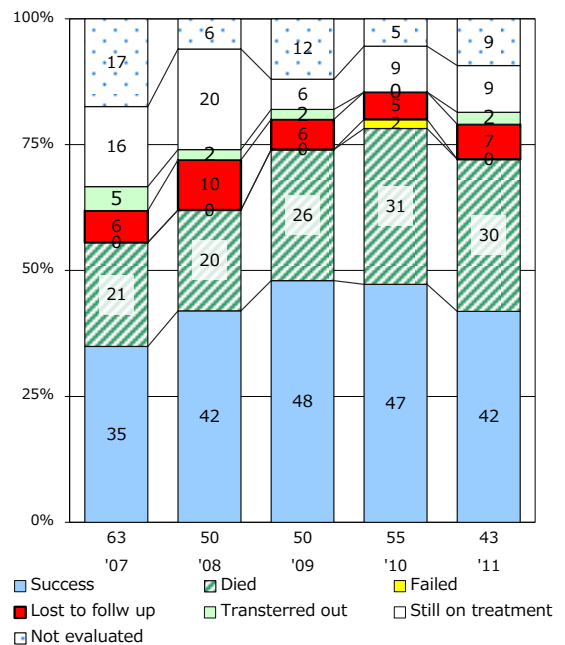
Median duration of treatment of all forms and hospitalization among PTB



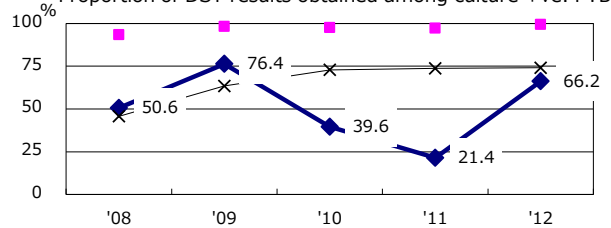
Proportion of culture results obtained among PTB



Treatment outcomes of new sputum smear +ve.TB



Proportion of DST results obtained among culture +ve. PTB



PTB : pumonary TB

† Excluding unknown delay(%)	'08	'09	'10	'11	'12
	17.4	43.0	53.8	78.3	62.3

‡ Excluding unknown Tx(%)	'08	'09	'10	'11	'12
	3.1	0.0	1.3	3.8	3.8