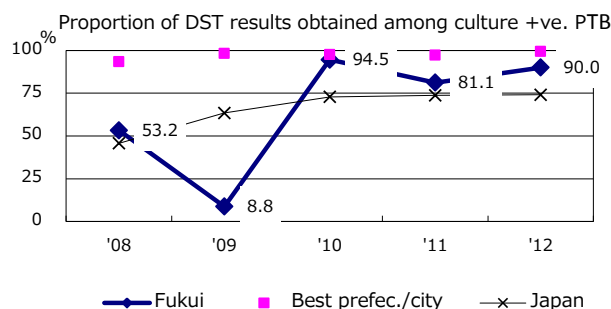
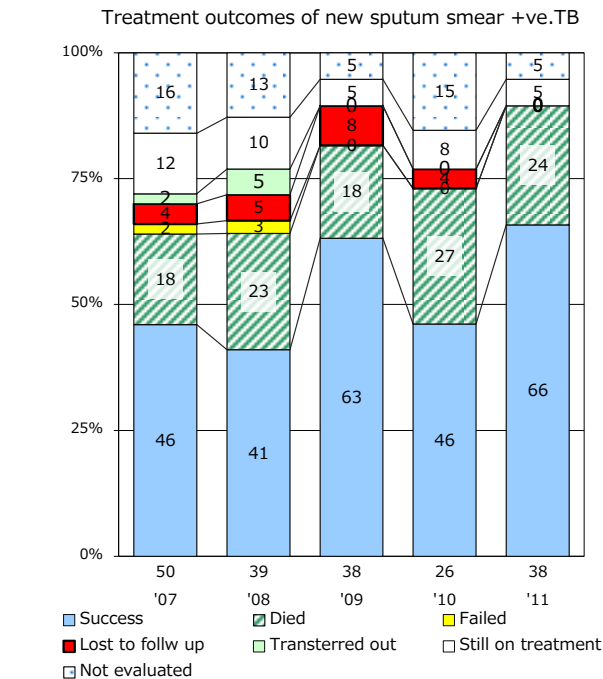
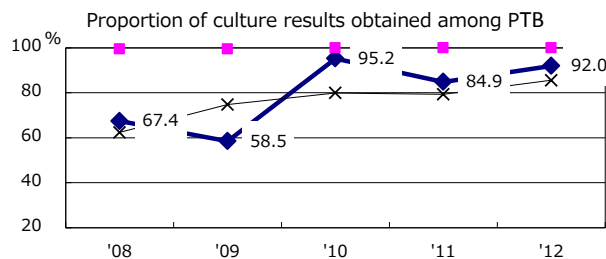
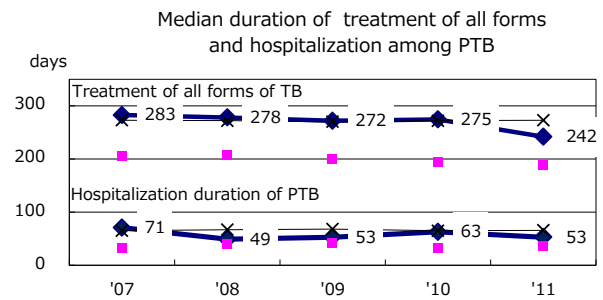
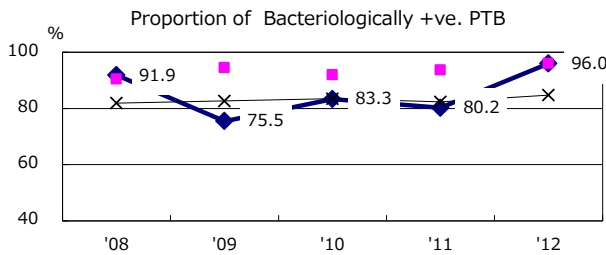
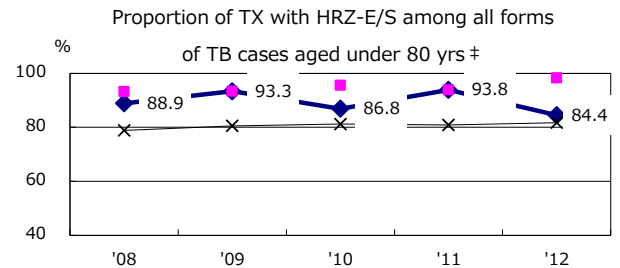
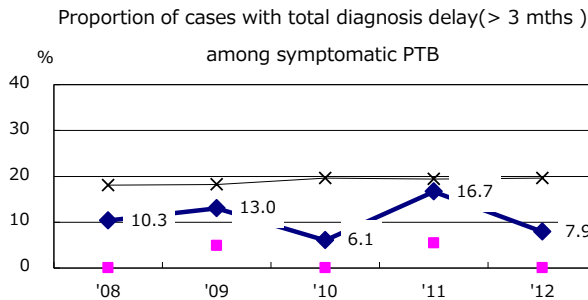
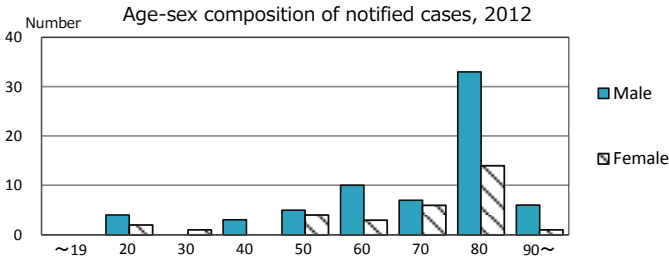
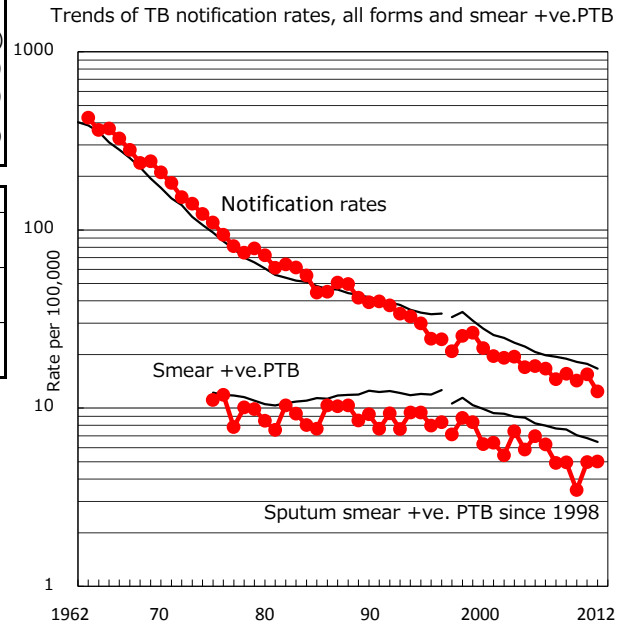


TB statistics in 2012 ( Population in Fukui 798,866 )	
Among newly registered : (Japan)	
Foreign borns	2 2.0% (5.0%)
TB cases with homeless history	1 1.0% (1.6%)
Male aged 35-59, without job and receiving public assistance	0 0.0% (10.8%)

Trends	'08	'09	'10	'11	'12
Notified cases	118	126	115	124	99
Rate per 100,000 population	14.5	15.6	14.3	15.4	12.4
Sputum smear +ve. pul.cases	40	40	28	40	40
Rate per 100,000 population	4.9	5.0	3.5	5.0	5.0
Latent Tuberculosis Infection	15	23	18	48	64
Rate per 100,000 population	1.8	2.8	2.2	6.0	8.0



PTB : pumonary TB

† Excluding unknown delay(%)	'08	'09	'10	'11	'12
	18.3	37.0	45.9	55.6	30.9

‡ Excluding unknown Tx(%)	'08	'09	'10	'11	'12
	4.0	0.0	3.8	1.2	0.0