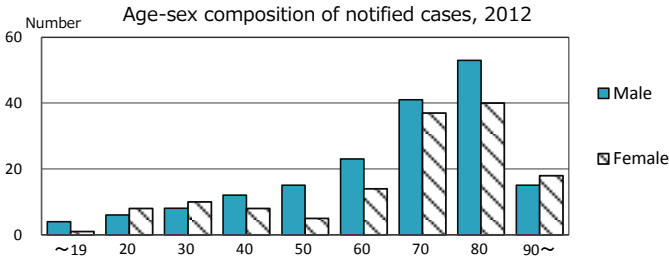
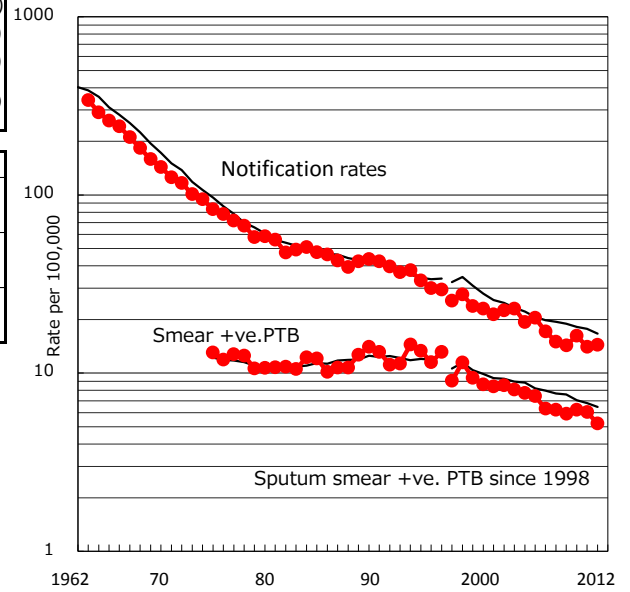


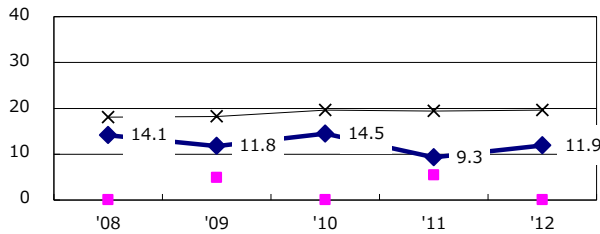
TB statistics in 2012 (Population in Shizuoka 2,205,753)	
Among newly registered : (Japan)	
Foreign borns	28 8.8% (5.0%)
TB cases with homeless history	1 0.3% (1.6%)
Male aged 35-59, without job and receiving public assistance	0 0.0% (10.8%)

Trends	'08	'09	'10	'11	'12
Notified cases	341	324	361	314	318
Rate per 100,000 population	15.0	14.3	16.2	14.0	14.4
Sputum smear +ve. pul.cases	141	134	139	135	115
Rate per 100,000 population	6.2	5.9	6.2	6.0	5.2
Latent Tuberculosis Infection	55	31	47	57	80
Rate per 100,000 population	2.4	1.4	2.1	2.5	3.6

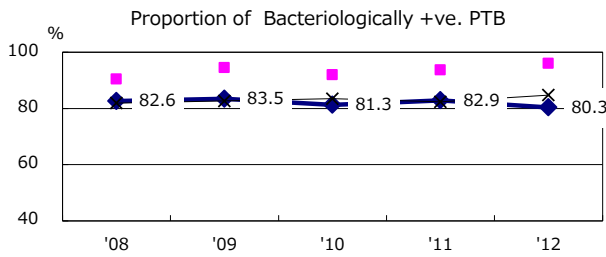
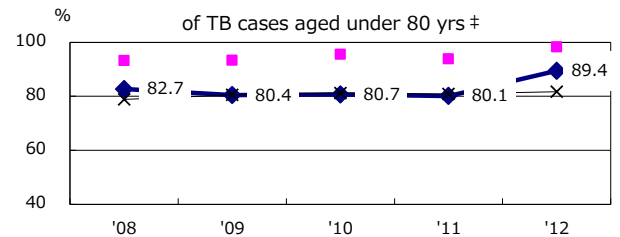
Trends of TB notification rates, all forms and smear +ve.PTB



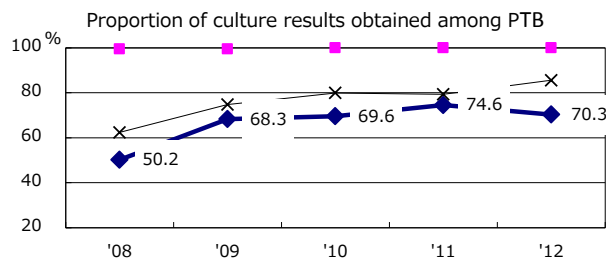
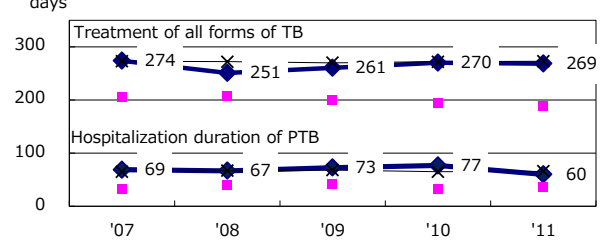
Proportion of cases with total diagnosis delay (> 3 mths) among symptomatic PTB



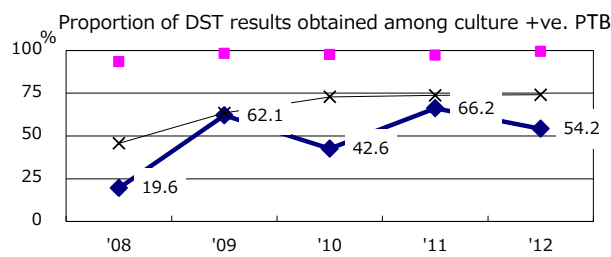
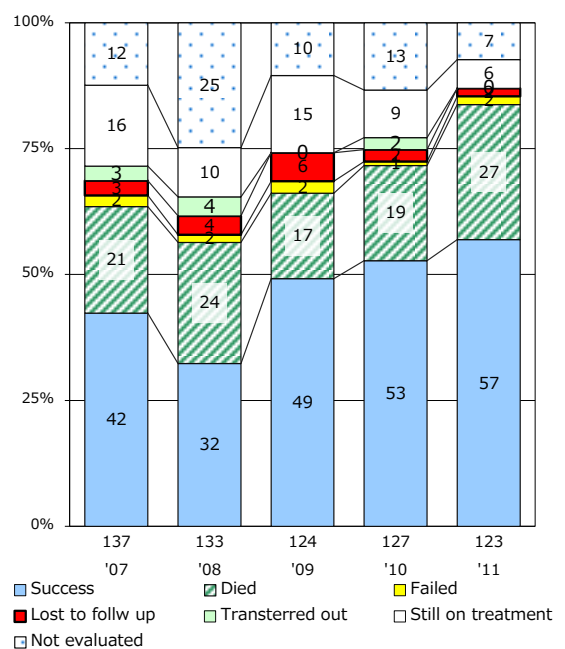
Proportion of TX with HRZ-E/S among all forms of TB cases aged under 80 yrs †



Median duration of treatment of all forms and hospitalization among PTB



Treatment outcomes of new sputum smear +ve.TB



PTB : pumonyary TB

† Excluding unknown delay(%)	'08	'09	'10	'11	'12
	49.7	46.0	31.9	11.5	25.0

‡ Excluding unknown Tx(%)	'08	'09	'10	'11	'12
	7.0	8.5	4.9	1.7	6.3