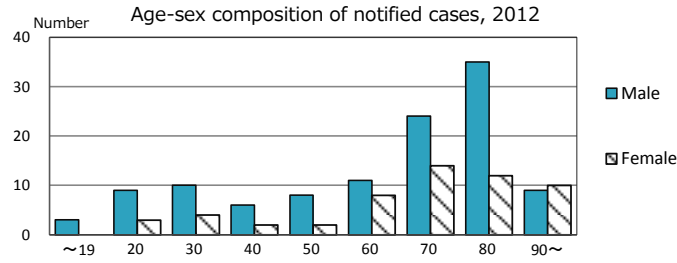
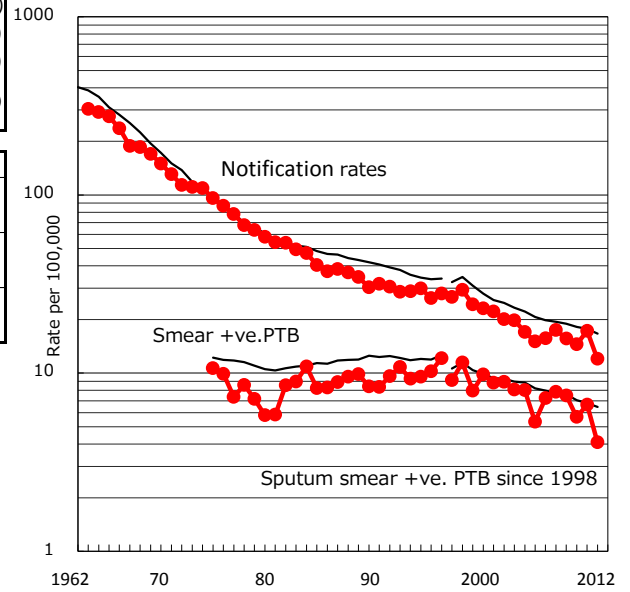


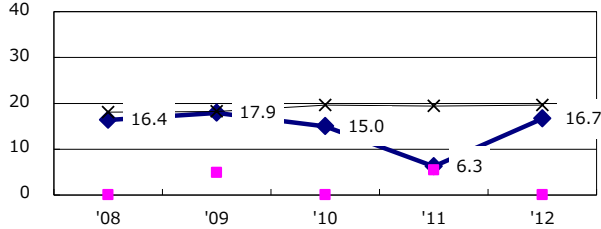
TB statistics in 2012 (Population in Shiga 1,414,765)	
Among newly registered : (Japan)	
Foreign borns	13 7.6% (5.0%)
TB cases with homeless history	4 2.4% (1.6%)
Male aged 35-59,without job and receiveing public assistance	2 8.3% (10.8%)

Trends	'08	'09	'10	'11	'12
Notified cases	245	220	205	244	170
Rate per 100,000 population	17.5	15.7	14.5	17.3	12.0
Sputum smear +ve. pul.cases	110	105	80	94	58
Rate per 100,000 population	7.8	7.5	5.7	6.7	4.1
Latent Tuberculosis Infection	35	32	33	92	76
Rate per 100,000 population	2.5	2.3	2.3	6.5	5.4

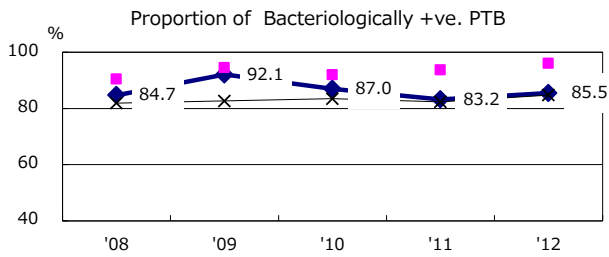
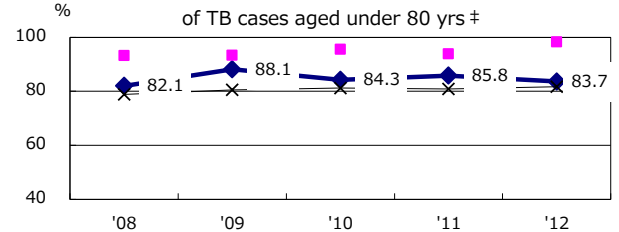
Trends of TB notification rates, all forms and smear +ve.PTB



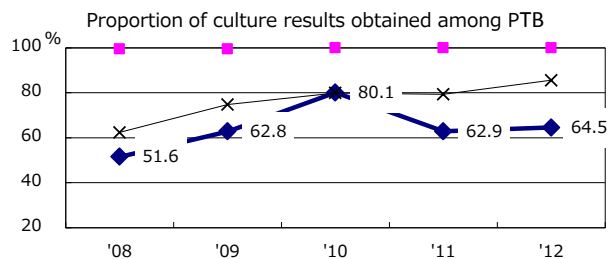
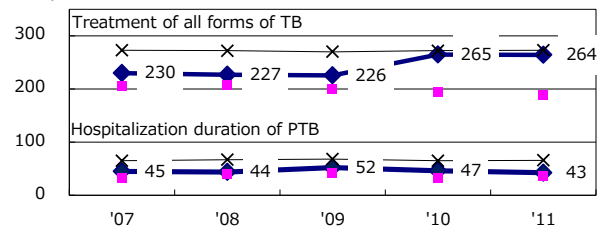
Proportion of cases with total diagnosis delay(> 3 mths) among symptomatic PTB



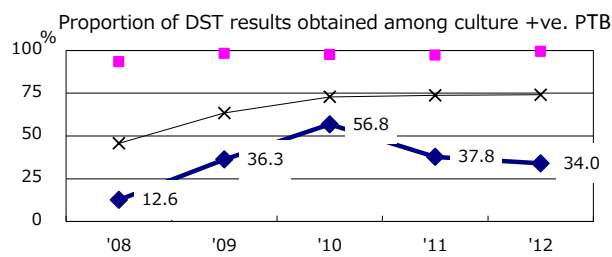
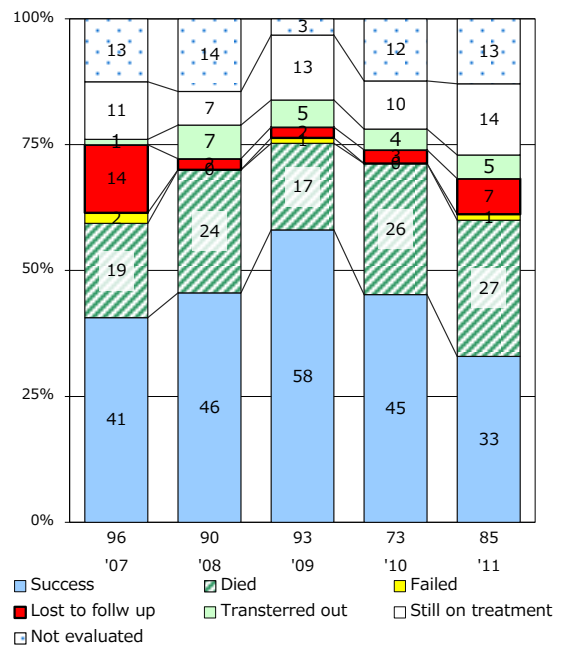
Proportion of TX with HRZ-E/S among all forms of TB cases aged under 80 yrs †



Median duration of treatment of all forms and hospitalization among PTB



Treatment outcomes of new sputum smear +ve.TB



PTB : pumonary TB

† Excluding unknown delay(%)	'08	'09	'10	'11	'12
	55.5	45.1	8.3	39.6	61.0

‡ Excluding unknown Tx(%)	'08	'09	'10	'11	'12
	4.9	1.4	3.8	2.0	0.0