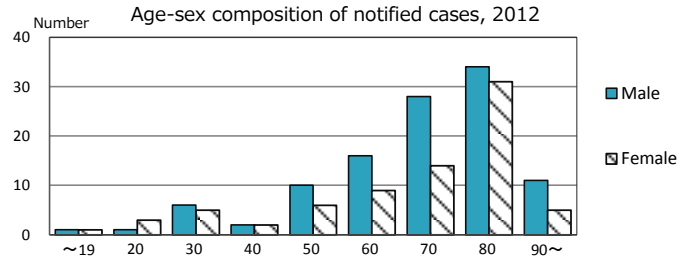
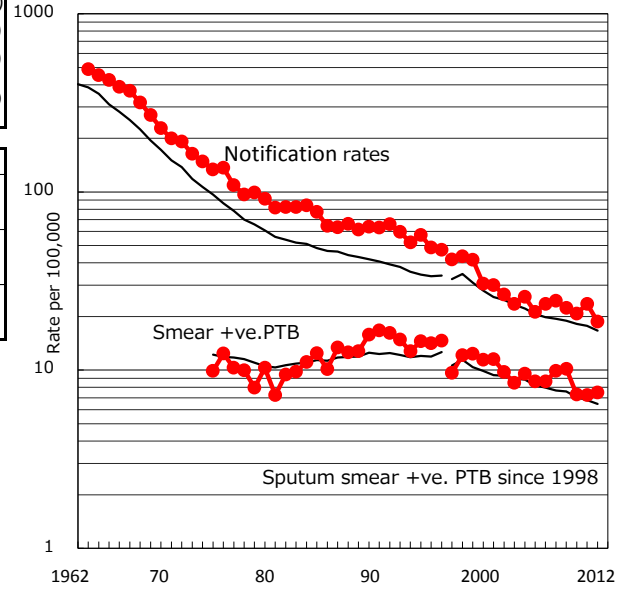


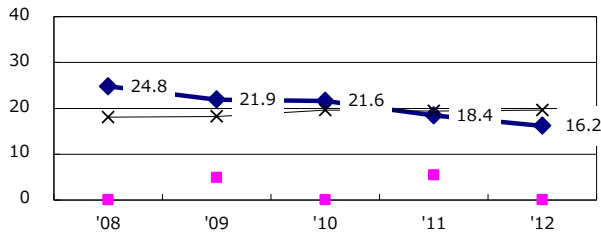
TB statistics in 2012 ( Population in Wakayama 987,715 )	
Among newly registered : (Japan)	
Foreign borns	3 1.6% (5.0%)
TB cases with homeless history	1 0.5% (1.6%)
Male aged 35-59, without job and receiving public assistance	0 0.0% (10.8%)

Trends	'08	'09	'10	'11	'12
Notified cases	248	224	208	234	185
Rate per 100,000 population	24.5	22.3	20.8	23.5	18.7
Sputum smear +ve. pul.cases	100	102	73	72	74
Rate per 100,000 population	9.9	10.2	7.3	7.2	7.5
Latent Tuberculosis Infection	58	39	51	216	140
Rate per 100,000 population	5.7	3.9	5.1	21.7	14.2

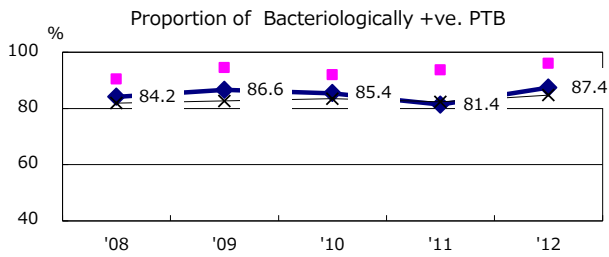
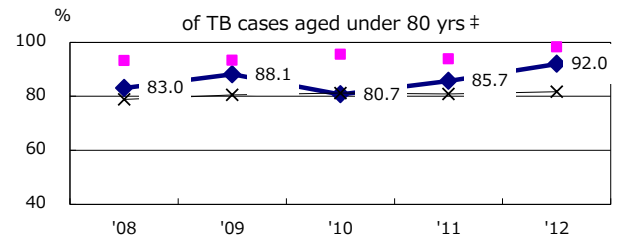
Trends of TB notification rates, all forms and smear +ve.PTB



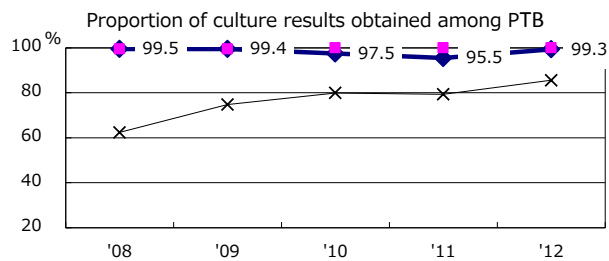
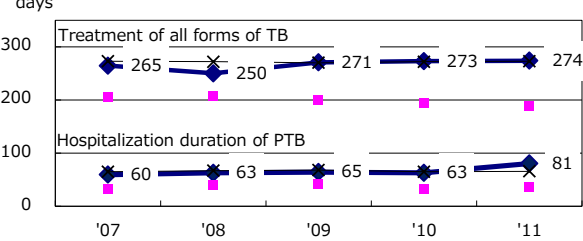
Proportion of cases with total diagnosis delay (> 3 mths) among symptomatic PTB



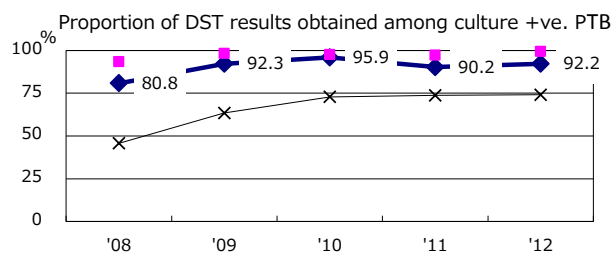
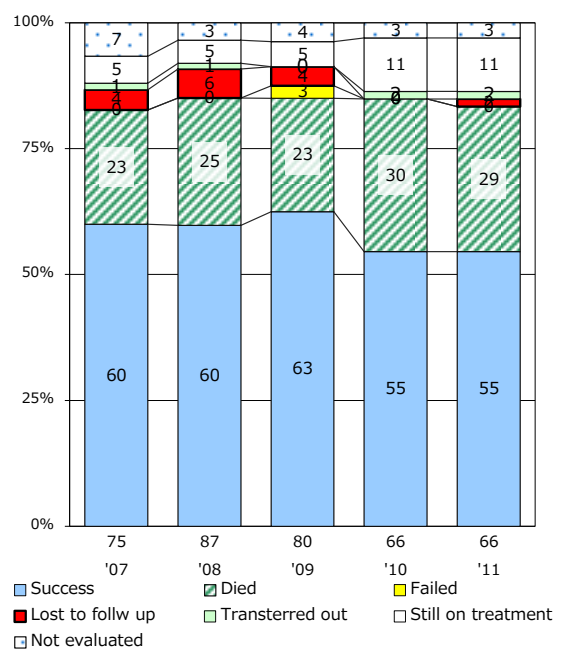
Proportion of TX with HRZ-E/S among all forms of TB cases aged under 80 yrs †



Median duration of treatment of all forms and hospitalization among PTB



Treatment outcomes of new sputum smear +ve.TB



PTB : pumonyary TB

† Excluding unknown delay(%)	'08	'09	'10	'11	'12
	12.6	1.4	0.0	0.0	11.8

‡ Excluding unknown Tx(%)	'08	'09	'10	'11	'12
	1.7	0.0	0.7	6.3	3.8