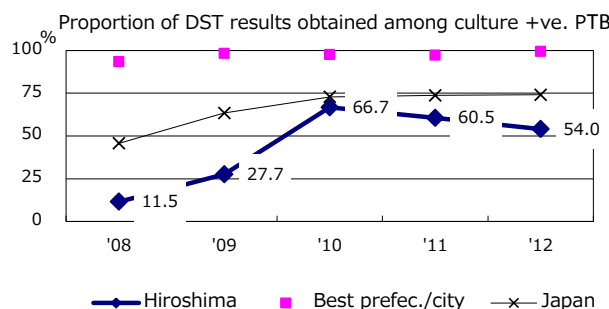
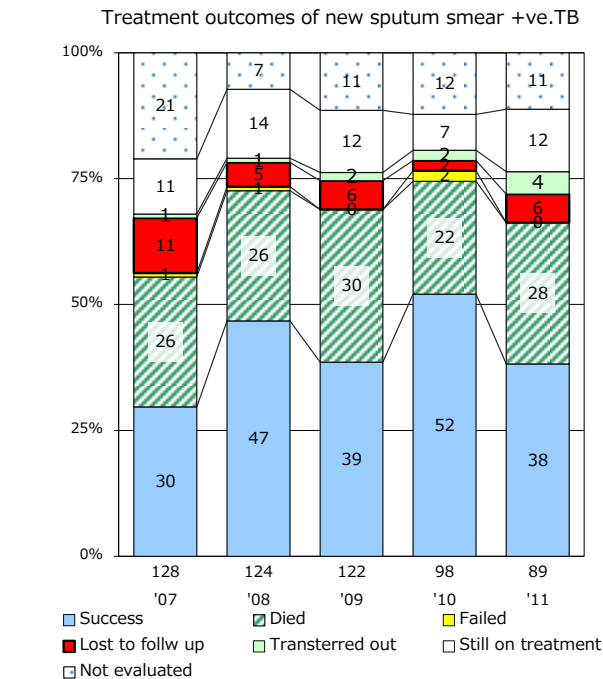
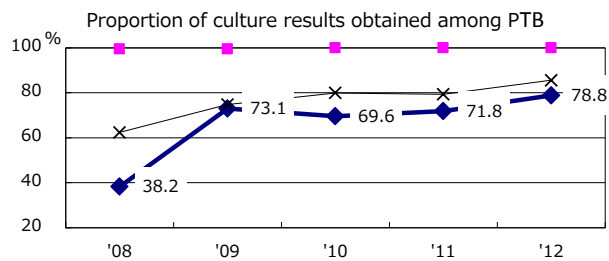
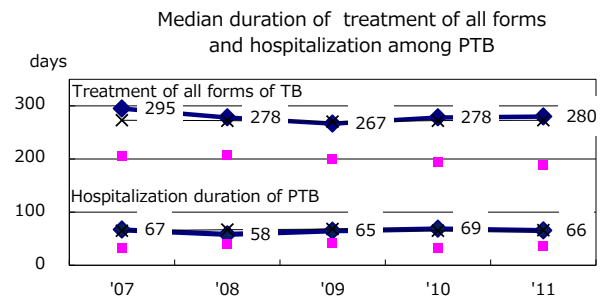
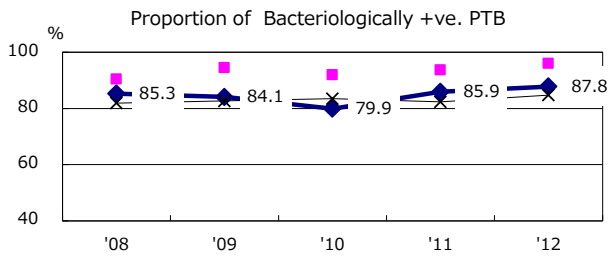
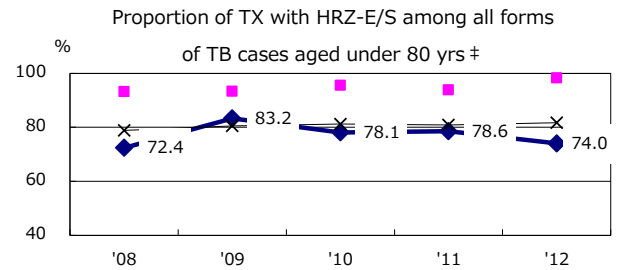
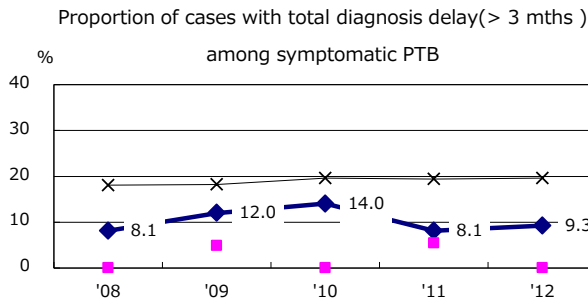
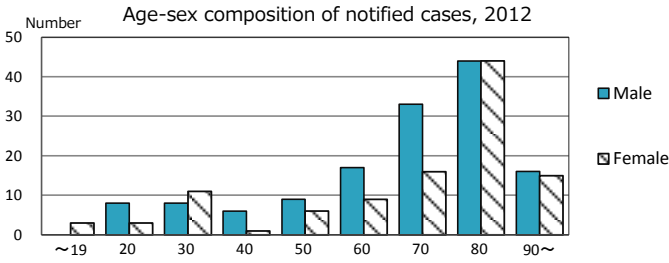
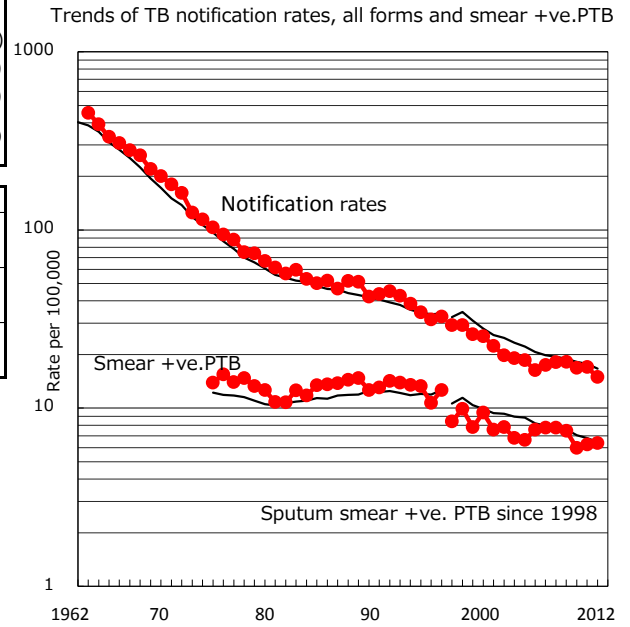


TB statistics in 2012 (Population in Hiroshima 1,664,143)	
Among newly registered : (Japan)	
Foreign borns	11 4.4% (5.0%)
TB cases with homeless history	0 0.0% (1.6%)
Male aged 35-59,without job and receiveing public assistance	0 0.0% (10.8%)

Trends	'08	'09	'10	'11	'12
Notified cases	308	308	284	285	249
Rate per 100,000 population	18.1	18.2	16.8	17.0	15.0
Sputum smear +ve. pul.cases	132	126	101	105	106
Rate per 100,000 population	7.8	7.4	6.0	6.3	6.4
Latent Tuberculosis Infection	101	52	63	220	105
Rate per 100,000 population	5.9	3.1	3.7	13.1	6.3



PTB : pumonyary TB

† Excluding unknown delay(%)	'08	'09	'10	'11	'12
	58.4	72.7	61.7	75.7	64.5

‡ Excluding unknown Tx(%)	'08	'09	'10	'11	'12
	6.1	1.5	1.8	0.6	2.3