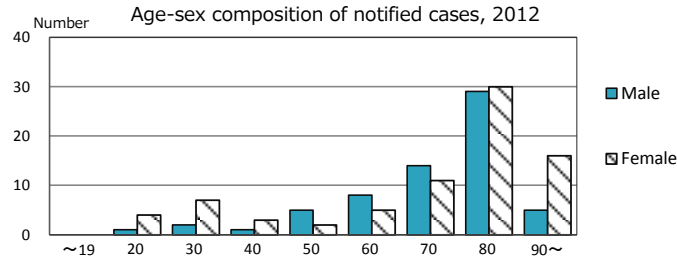
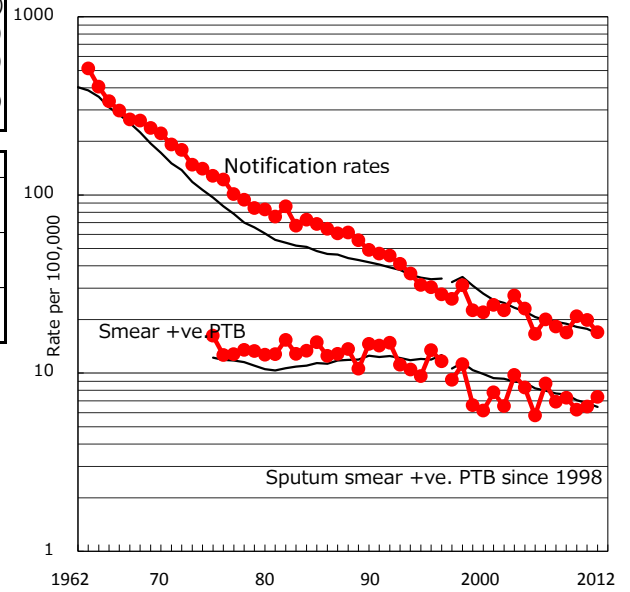


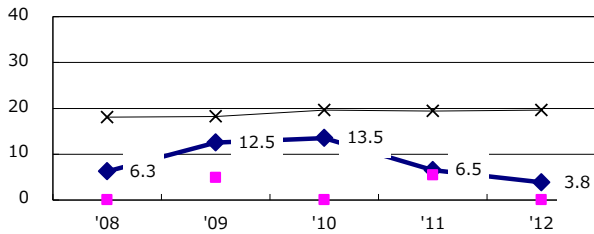
TB statistics in 2012 ( Population in Saga 843,493 )	
Among newly registered : (Japan)	
Foreign borns	7 4.9% (5.0%)
TB cases with homeless history	0 0.0% (1.6%)
Male aged 35-59, without job and receiving public assistance	0 0.0% (10.8%)

Trends	'08	'09	'10	'11	'12
Notified cases	156	144	177	168	143
Rate per 100,000 population	18.2	16.9	20.8	19.8	17.0
Sputum smear +ve. pul.cases	59	62	53	55	62
Rate per 100,000 population	6.9	7.3	6.2	6.5	7.4
Latent Tuberculosis Infection	8	29	21	178	35
Rate per 100,000 population	0.9	3.4	2.5	21.0	4.1

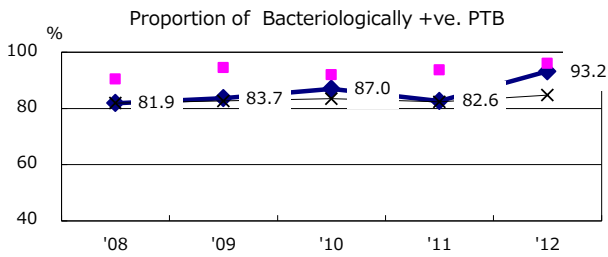
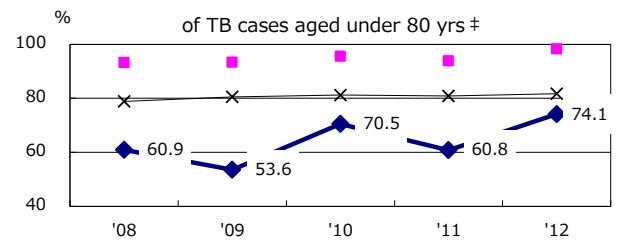
Trends of TB notification rates, all forms and smear +ve.PTB



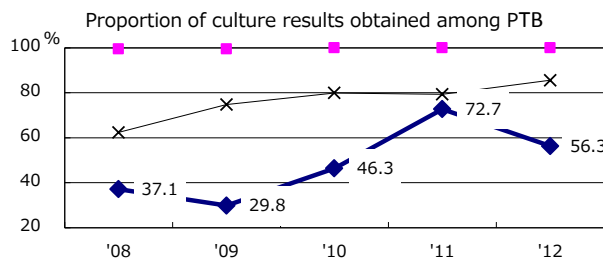
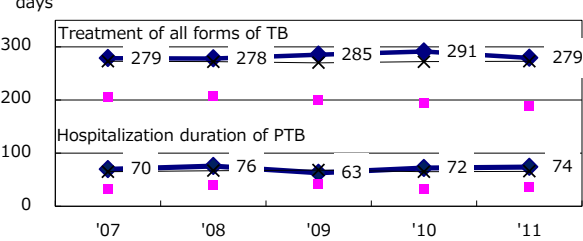
Proportion of cases with total diagnosis delay (> 3 mths) among symptomatic PTB



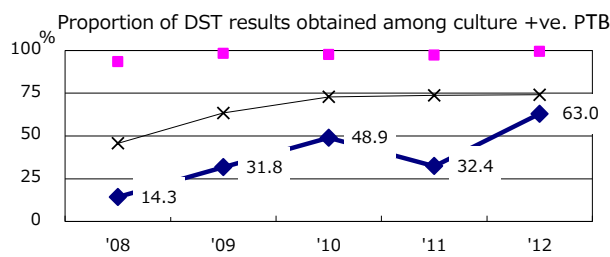
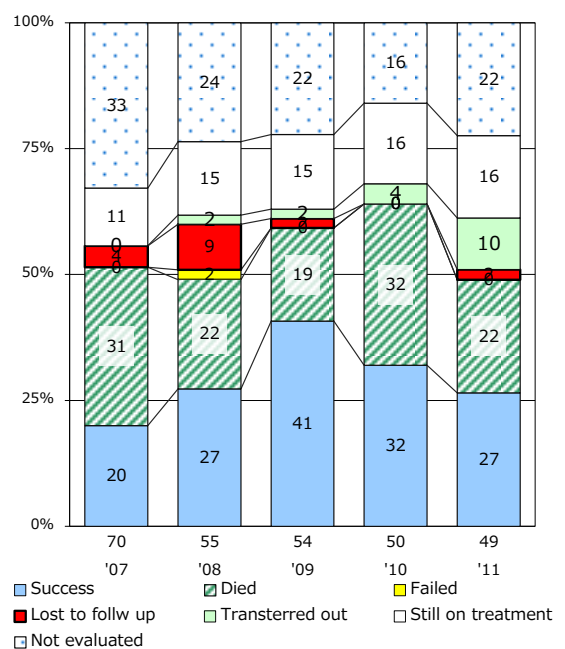
Proportion of TX with HRZ-E/S among all forms of TB cases aged under 80 yrs †



Median duration of treatment of all forms and hospitalization among PTB



Treatment outcomes of new sputum smear +ve.TB



PTB : pumonary TB

† Excluding unknown delay(%)	'08	'09	'10	'11	'12
	54.9	79.2	58.9	37.0	66.2

‡ Excluding unknown Tx(%)	'08	'09	'10	'11	'12
	12.1	9.7	9.5	13.4	7.9