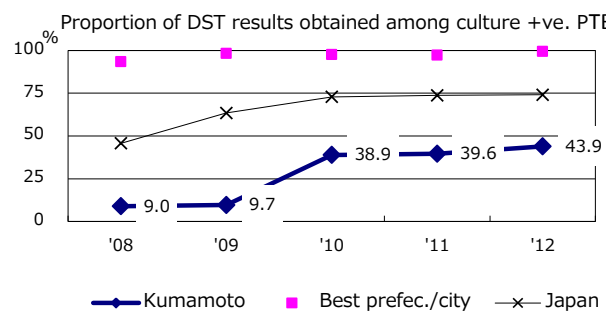
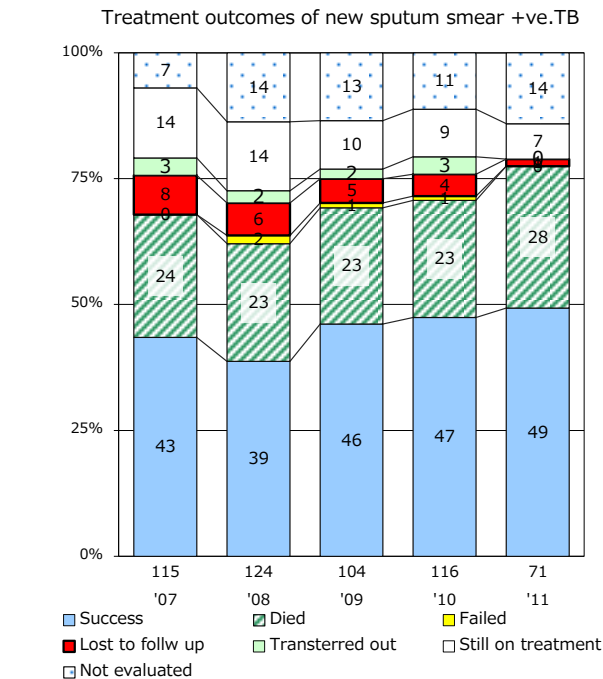
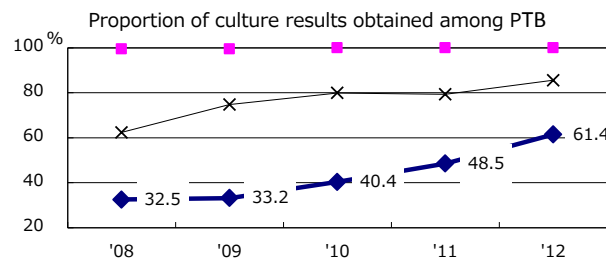
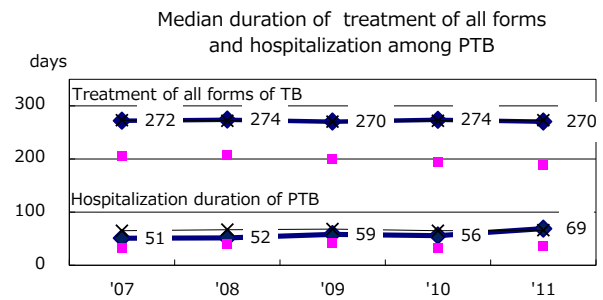
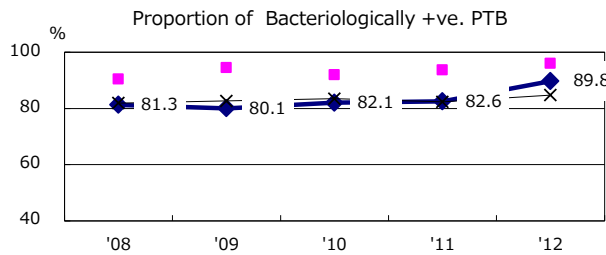
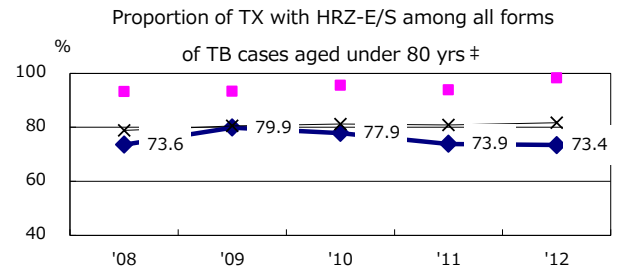
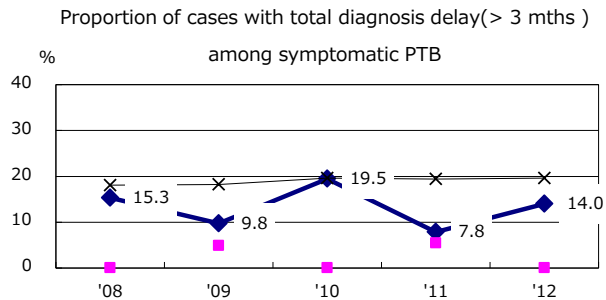
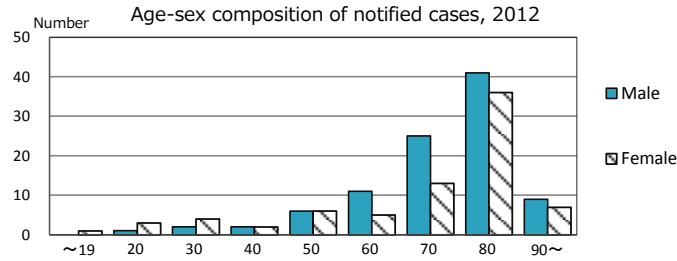
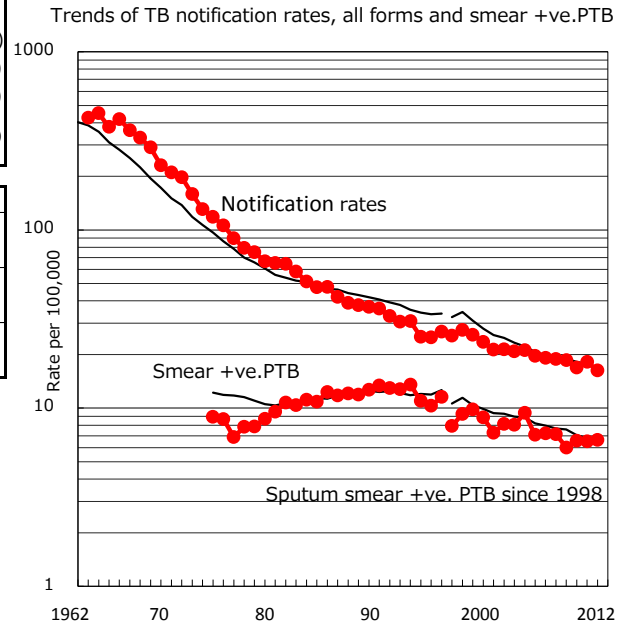


TB statistics in 2012 (Population in Kumamoto 1,069,229)	
Among newly registered : (Japan)	
Foreign borns	5 2.9% (5.0%)
TB cases with homeless history	2 1.1% (1.6%)
Male aged 35-59, without job and receiving public assistance	0 0.0% (10.8%)

Trends	'08	'09	'10	'11	'12
Notified cases	344	337	307	329	174
Rate per 100,000 population	18.9	18.6	16.9	18.2	16.3
Sputum smear +ve. pul.cases	130	109	119	118	71
Rate per 100,000 population	7.1	6.0	6.5	6.5	6.6
Latent Tuberculosis Infection	36	33	52	90	103
Rate per 100,000 population	2.0	1.8	2.9	5.0	9.6



PTB : pumonyary TB

† Excluding unknown delay(%)	'08	'09	'10	'11	'12
	27.5	55.4	36.5	46.6	53.3

‡ Excluding unknown Tx(%)	'08	'09	'10	'11	'12
	2.5	3.6	7.0	5.0	2.5