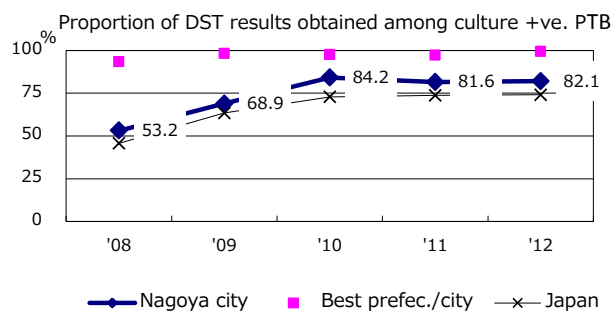
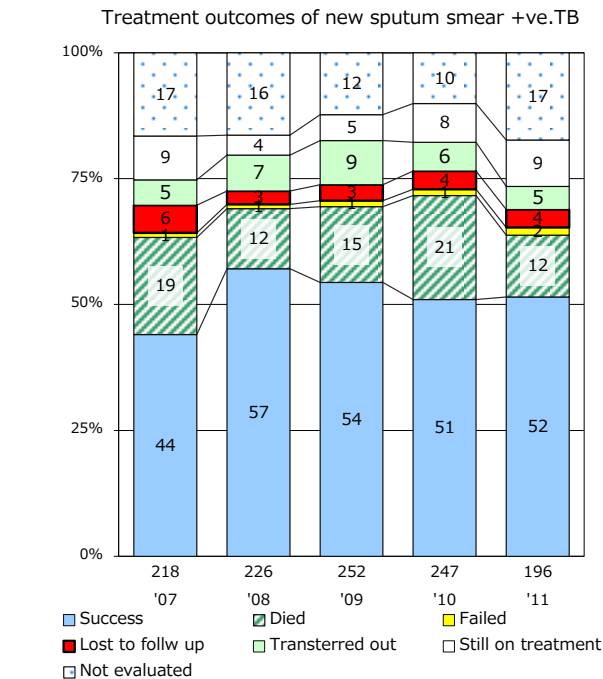
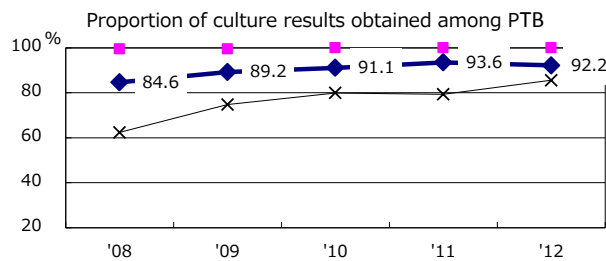
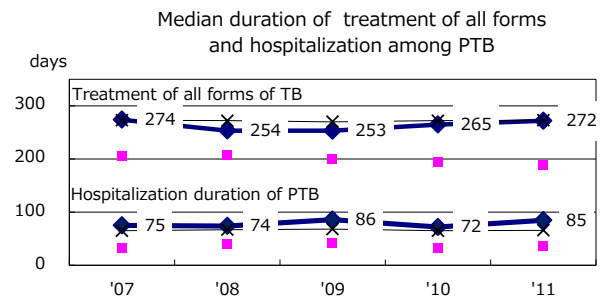
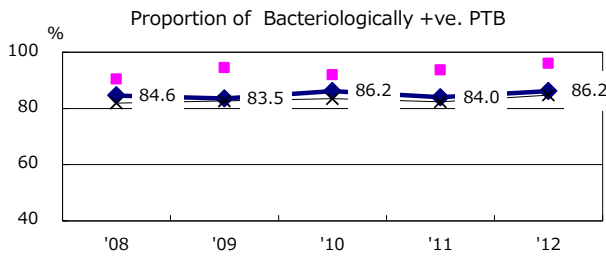
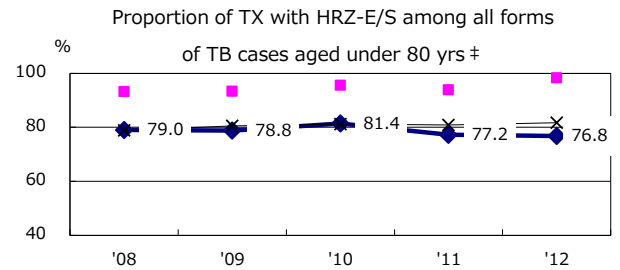
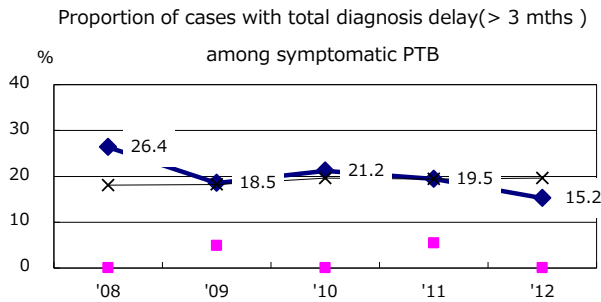
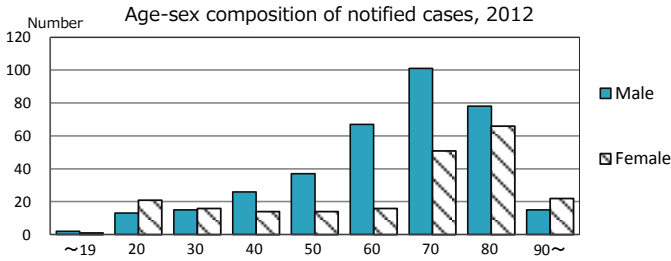
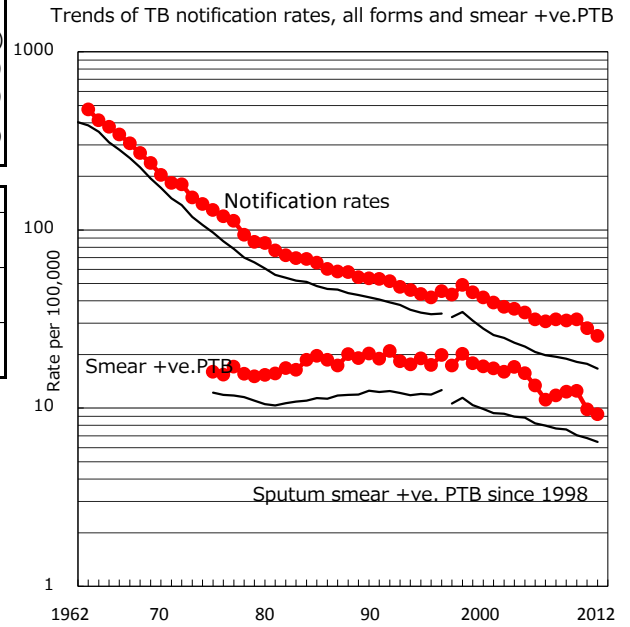


TB statistics in 2012 (Population in Nagoya city 2,266,851)	
Among newly registered : (Japan)	
Foreign borns	42 7.3% (5.0%)
TB cases with homeless history	23 4.0% (1.6%)
Male aged 35-59,without job and receiveing public assistance	18 23.1% (10.8%)

Trends	'08	'09	'10	'11	'12
Notified cases	707	701	712	637	575
Rate per 100,000 population	31.5	31.0	31.5	28.1	25.4
Sputum smear +ve. pul.cases	265	279	283	223	209
Rate per 100,000 population	11.8	12.4	12.5	9.8	9.2
Latent Tuberculosis Infection	96	130	161	175	196
Rate per 100,000 population	4.3	5.8	7.1	7.7	8.6



PTB : pumonyary TB

† Excluding unknown delay(%)	'08	'09	'10	'11	'12
	17.6	20.7	19.9	12.5	26.9

‡ Excluding unknown Tx(%)	'08	'09	'10	'11	'12
	3.4	2.0	3.5	1.7	1.5